

# WHEELED MACHINE SKATES

MOVE AND POSITION LOADS UP TO 32 TON



**MLS-SERIES**

**ENERPAC** 

Knowledge is POWER – Motion Force Control is our Business

HYQUIP Limited New Brunswick Street Horwich Bolton Lancashire BL6 7JB UK

## Wheeled Machine Skates


**ENERPAC**

### ▼ MLS-Series, Wheeled Machine Skates




- Durable polyurethane or optional nylon wheels provide excellent stability while preventing damage to finished floors
- Rugged, reliable bearings and wheels deliver low rolling resistance
- Low height requires minimal lifting to accommodate moves
- MLSF steerable skates improve maneuverability with turntables that can easily rotate under the load, ideal for general applications
- For ultimate versatility, MLSR rotational skates provide 360 degrees of directional movement, ideal for confined space applications
- Models pre-assembled with nylon wheels are available upon request
- Configure MLSR sets with a handle and connecting bar to meet your application requirements.

## DESIGNED FOR INDUSTRIAL MACHINE MOVERS AND MILLWRIGHTS



### Connecting Bars

Connecting bars come standard with MLSD-models. Different lengths of connecting bars are available to connect MLSR-models together.



### Handles

MLSF-models come standard with size-specific handles. Optional manual or pulling eye handles are available for MLSR-models.



### Optional Turntable Assembly

Available for MLSR-Rotational Skates. The turntable provides an additional 37 mm of height.

Model Number	Type	Compatible with
MLSRTT	Swivel Top	MLSR3, MLSR7, MLSR9



### Nylon Wheel Kits

Nylon wheel kits are available for better wear resistance or if increased capacity is required.

Nylon Wheel Kit	Part Number	Compatible Skates	No. of Wheel Kits per Skate
ø85mm x 87mm width. Includes 4 wheels	MLSWNY85874	MLSF3, MLSD3	1
		MLSF7, MLSD7	2
		MLSF10, MLSD10	3
		MLSF13, MLSD13	4
ø140mm x 85mm width. Includes 4 wheels	MLSWNY140854	MLSF17, MLSD17	2
		MLSF27, MLSD27	3
		MLSF35, MLSD35	4

An Enerpac MLS-Series machine skate set combined with a low-height hydraulic cylinder provides the ideal package for heavy machinery moves. ▶



## Wheeled Machine Skates



### Selecting the Right Skate Set

MLS-Series Machine Skates offer easy and stable movement across various floor types.

MLSS-sets (consisting of MLSF and MLSD-skates) are a great option for most maneuvers, especially when confined space is not a concern.

MLSR-rotational skates have the highest level of maneuverability for easy moves in tight spaces and around corners.

Combining MLSR-models with connecting bars and handles provides a versatile set to cover more applications.

For ordinary concrete floors consider the ER-Series Chain Roller Machine Skates.

### EMLS, EMV-Series, Battery-Powered Machine Skates

Remote-controlled, heavy-duty machine moving system up to 50 ton for clean and even surfaces.

## MLS Series

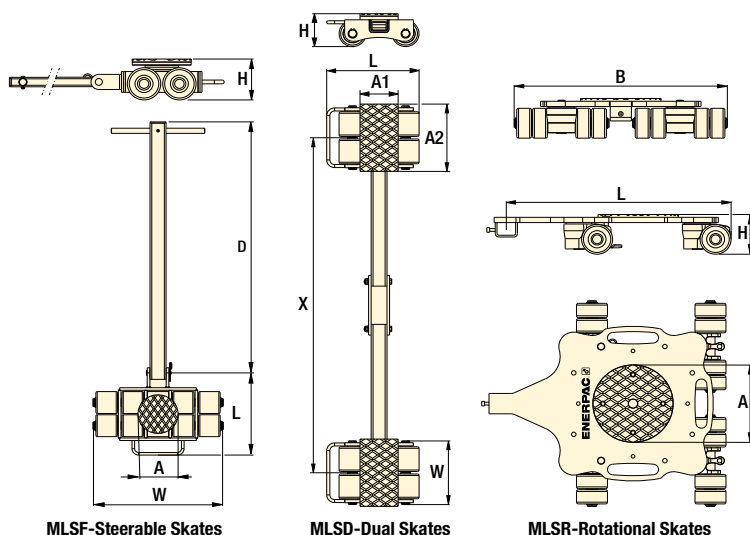


Capacity (Individual Skates):

**3 - 32 ton (29 - 314 kN)**

Height:

**110 - 180 mm**



MLSF-Steerable Skates

MLSD-Dual Skates

MLSR-Rotational Skates



### Lifting Wedges & Machine Lifts


To place Machine Skates, the load must first be lifted. This can be done using the LW-Series Enerpac Lifting Wedge or SOH-Series Machine Lifts.



### ER-Series, Chain Roller Skates

Enerpac has an alternative offering of steel chain roller style machine skates for moving loads up to 80 ton.

### ▼ SELECTION CHART

Capacity	Model Number	No. of Wheels/ Diameter		Dimensions (mm)									Handle Type	
ton (kN)			ø mm	A	A1	A2	B	D	H	L	W	X		(kg)
3 (29)	MLSF3	4	85	150	—	—	—	1000	110	238	268	—	Manual	14
6 (59)	MLSF7	8	85	150	—	—	—	1000	110	339	483	—	Manual	26
9 (88)	MLSF10	12	85	170	—	—	—	1170	110	525	780	—	Towable	57
12 (118)	MLSF13	16	85	170	—	—	—	1170	110	528	982	—	Towable	68
16 (157)	MLSF17	8	140	220	—	—	—	1620	180	567	724	—	Towable	132
24 (235)	MLSF27	12	140	220	—	—	—	1620	180	567	931	—	Towable	158
32 (314)	MLSF35	16	140	250	—	—	—	1620	180	567	1142	—	Towable	196
3 (29)	MLSD3	4	85	—	150	75	—	—	110	246	120	120-1000	—	14
6 (59)	MLSD7	8	85	—	120	220	—	—	110	291	220	420-1100	—	29
9 (88)	MLSD10	12	85	—	170	180	—	—	110	295	295	460-1145	—	36
12 (118)	MLSD13	16	85	—	200	220	—	—	110	291	382	560-1095	—	45
16 (157)	MLSD17	8	140	—	318	190	—	—	180	456	216	220-1940	—	92
24 (235)	MLSD27	12	140	—	318	285	—	—	180	456	313	320-1940	—	119
32 (314)	MLSD35	16	140	—	318	382	—	—	180	456	410	420-1660	—	152
3 (29)	MLSR3	8	85	170	—	—	467	—	110	588	—	—	—	35
6 (59)	MLSR7	16	85	220	—	—	585	—	110	650	—	—	—	43
8 (78)	MLSR9	20	85	220	—	—	786	—	110	829	—	—	—	59

### ▼ MLSR ACCESSORIES

Description	Model Number	Type	Length (mm)	Compatible with
Handles	MLSHRT	Manual	990	MLSR3
	MLSHRR	Towable	1170	
Connecting Bars	MLSCR6	Rigid	2000	MLSR7
	MLSCR8	Rigid	2500	MLSR9
	MLSCRH8	Handle Joint	2500	

### ▼ AVAILABLE SETS

Set Model Number	Set Model Numbers Include:	Set Capacity * ton (kN)
MLSS7	1x MLSF3 + 1x MLSD3	6 (59)
MLSS13	1x MLSF7 + 1x MLSD7	12 (118)
MLSS20	1x MLSF10 + 1x MLSD10	18 (176)
MLSS27	1x MLSF13 + 1x MLSD13	24 (235)
MLSS35	1x MLSF17 + 1x MLSD17	32 (314)
MLSS53	1x MLSF27 + 1x MLSD27	48 (471)
MLSS70	1x MLSF35 + 1x MLSD35	64 (628)

\* Set capacity assumed to be equally distributed across skates. Ensure each individual skate capacity is not exceeded.



## THE RIGHT TOOL MAKES ALL THE DIFFERENCE

The large and heavy objects that our lifting and positioning products are designed to manage are all extremely valuable and often irreplaceable pieces of equipment. Control and safety is paramount, especially when distributing the load over multiple lifting points. To ensure that synchronisation is guaranteed, Enerpac offers a range of intelligent lifting systems. These complete your heavy lifting solution, allowing you to work in a safe, professional and efficient manner. We are passionate about solving your challenges, together.

**ELITE TOOLS. FOR ELITE PROFESSIONALS.**



Low-Height Cylinders,  
RSM, RCS-Series




Mini-Lift Hydraulic Gantry,  
ML-Series



Skidding Systems,  
LH, HSK-Series



Self-Locking Cube Jacks,  
SCJ-Series



Hydraulic Turntables,  
ETT-Series



Vertical Lifting Wedge,  
LW-Series



Hydraulic Machine Lifts,  
SOH-Series



Electric Trolley Systems,  
ETR-Series



Steel Hand Pumps,  
P-Series



Cordless Hydraulic Pumps,  
ZC, XC-Series



Split-Flow Pumps,  
SFP-Series



Battery-Powered Machine Skates,  
EMLS, EMV-Series

**ENERPAC** 

Knowledge is POWER – Motion Force Control is our Business

HYQUIP Limited New Brunswick Street Horwich Bolton Lancashire BL6 7JB UK