

NC-Series, Hydraulic Nut Splitters

ENERPAC

▼ Shown from left to right: NC3241, NC1019, NC1924

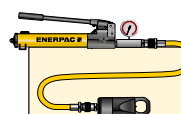


- Compact and ergonomic design, easy to use
- Unique angled head design
- Two blade design (NC-D models) for time saving operation – nuts are split from two sides in one action
- Single-acting, spring return cylinder
- Heavy duty chisels can be reground
- Nut splitters include spare chisel, spare set screw and wrench used to secure the chisel.
- CR400 female half coupler is standard.

▼ Enerpac hydraulic nut splitters – the safest and easiest way to remove corroded and frozen nuts.



The safest and easiest way to remove corroded and frozen nuts



Tool-Pump Sets

Hydraulic Nut Splitters are available as sets (pump, tool, gauge, gauge adaptor, couplers and hose) for your ordering convenience.

Nut Splitter Model Nr.	Hand Pump Model Nr.	Nut Splitter Set Model Number
NC1924	P392	STN1924H
NC2432	P392	STN2432H
NC3241	P392	STN3241H



High Pressure Hoses

Enerpac offers a complete line of high quality hydraulic hoses. To ensure the integrity of your system, specify only genuine Enerpac hydraulic hoses.

Page: 128



GA45GC Gauge Adaptor Assembly

Protect yourself from system overloading by simply ordering one part number for a pre-assembled gauge, adaptor block and coupler.

Page: 142

Single-Acting Hydraulic Nut Splitters



Frozen or Corroded Nuts

Often nuts are difficult to remove, while loosening using tightening tools is possible, it generally requires larger equipment and is time consuming. The use of cutting torches or hammers and chisels can cause damage to the joint components, requires significantly longer setup and operational time, and can present a potential safety risk.

Hydraulic Nut Splitters

Nut splitting with the Enerpac Hydraulic Nut Splitters is the safest method. It takes less time and avoids costly damage to joint components. The head design fitted with heavy-duty chisels permits the splitting of nuts on a wide variety of applications. With the two blades models nuts are split from two side in one action.

NC STN Series



Bolt Range:

M6 - M48

Hexagon Nut Range:

10 - 75 mm

Capacity:

49 - 882 kN

Maximum Operating Pressure:

700 bar

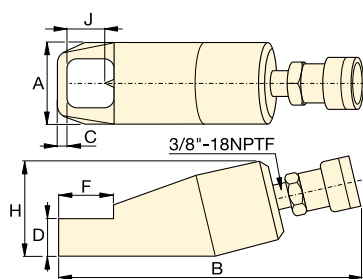
For Nut Splitter Model Nr.	Replacement Chisel Model Numbers	
	Moving	Static
NC1019	NCB1019	–
NC1924	NCB1924	–
NC2432	NCB2432	–
NC3241	NCB3241	–
NC4150	NCB4150	–
NC5060	NCB5060	–
NC6075	NCB6075	–
NC1924D	NCB1924	NCB1924D
NC2432D	NCB2432	NCB2432D
NC3241D	NCB3241	NCB3241D



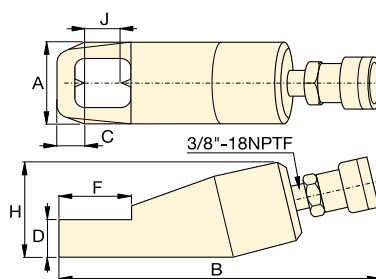
IMPORTANT!

These nut splitters are only designed for **grade 8 metal nuts** which match sizes shown in the specifications chart. These are not suited for square, star, round or stainless steel nuts. Maximum allowable hardness of nuts to be split is HRC-44.

For materials and sizes not specified, contact Enerpac Technical Services.



Single Blade Models (NC)



Double Blade Models (NC-D)

	Bolt Range (mm)	Hexagon Nut Range (mm)	Maximum Cutting Force ton (kN)	Oil Capacity (cm³)	Model Number	Dimensions (mm)							Weight (kg)
						A	B	C	D	F	H	J	
	M6 - M12	10 - 19	5 (49)	15	NC1019	40	170	7	19	28	48	21	1,2
	M12 - M16	19 - 24	10 (98)	20	NC1924 *	54	191	10	26	40	62	25	2,0
	M16 - M22	24 - 32	15 (147)	60	NC2432 *	64	222	13	29	51	72	33	3,0
	M22 - M27	32 - 41	20 (196)	80	NC3241 *	75	244	17	36	66	88	43	4,4
	M27 - M33	41 - 50	35 (343)	155	NC4150	94	288	21	45	74	105	54	8,2
	M33 - M39	50 - 60	50 (490)	240	NC5060	106	318	23	54	90	128	60	11,8
	M39 - M48	60 - 75	90 (882)	492	NC6075	156	393	26	72	110	181	80	34,1
	M12 - M16	19 - 24	10 (98)	20	NC1924D	54	168	22	25	50	66	26	3,8
	M16 - M22	24 - 32	15 (147)	60	NC2432D	64	275	25	31	65	78	33	5,4
	M22 - M27	32 - 41	20 (196)	80	NC3241D	77	305	31	37	80	90	43	7,2

* Available as Tool-Pump Set, see note on page 310.

NSC, NSH-Series, Nut Splitters

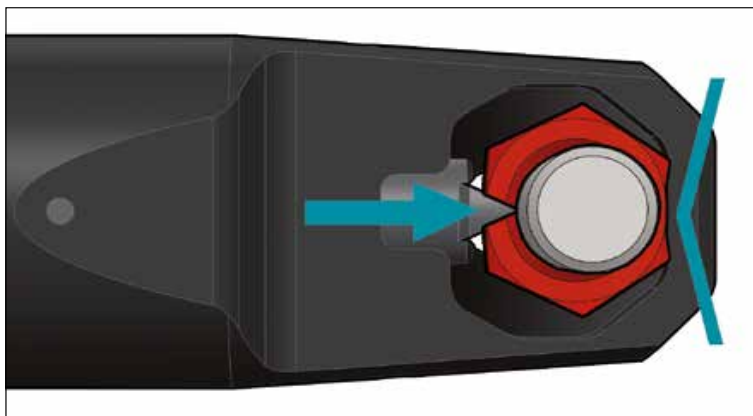
ENERPAC

▼ Shown from left to right: NSH1927, NSC1927



- NSC-Series with built-in small hand pump – useful for subsea applications and working at heights
- Quick and easy cutting tip replacement
- Drop-tested revolving anchor point and safety lanyard
- Revolving composite handle for vibration and shock isolation
- Nut Splitters include set of hexagon keys and following spare parts:
 - cutting tip,
 - tip retention screw,
 - spare alignment screw
- CR400 female half coupler is standard (NSH).

▼ The sharp cutting tip and opposing convex reaction point encourages more efficient splitting by spreading the nut open rather than squashing the nut onto the stud. This makes it easier to rotate the nut for the second cut.



Designed to meet the challenges of bolted pipe-line flange joints



NSC-Series Nut Splitters with integral hand pump

Powered by a built-in hydraulic hand pump, the NSC-Series are a ready-to-use tool – no need for hose, separate hand pump or couplings.



Carry Case

Nut splitters (up to NSH6575) come in a carry case for portability and easy storage.



Safety Lanyard FSC1

Standard Safety Lanyard with each nut splitter. Includes steel cable with carabiners.



Single-Acting Integral & Hydraulic Nut Splitters



Frozen or Corroded Nuts

Often nuts are difficult to remove, while loosening using tightening tools is possible, it generally requires larger equipment and is time consuming.

The use of cutting torches or hammers and chisels can cause damage to the joint components, requires significantly longer setup and operational time, and can present a potential safety risk.

Hydraulic Nut Splitters

Nut splitting with the Enerpac Hydraulic Nut Splitters is the safest method. It takes less time and avoids costly damage to joint components. The head design fitted with heavy-duty chisels permits the splitting of nuts on a wide variety of applications.

NSC NSH Series



Bolt Range:

M12 - M48

Hexagon Nut Range:

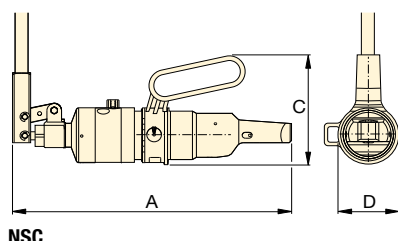
19 - 75 mm

Capacity:

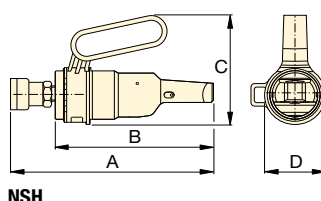
120 - 500 kN (12 - 50 ton)

Maximum Operating Pressure:

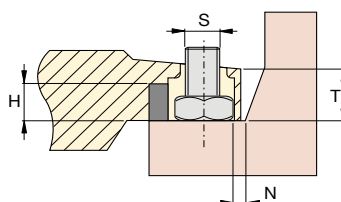
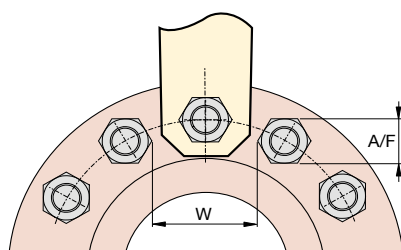
700 bar (NSH-Series)



NSC



NSH



High Pressure Hoses

Enerpac offers a complete line of high quality hydraulic hoses. To ensure the integrity of your system, specify only genuine Enerpac hydraulic hoses.

Page: 128



Joint Separation Tools

Flange Spreading Wedges (FSC, FSH, FSM-Series) provide quick and easy joint separation using hydraulic or mechanical force.

Page: 308

▼ NUT SPLITTER SPECIFICATIONS

Bolt Range (mm)	Hexagon Nut Range A/F (mm)	Maximum Cutting Force ton (kN)	Oil Capacity (cm ³)	Model Number	Nut Splitter Type	Dimensions (mm)										Cutting Tip Service Kit Model Nr.
						A	B	C	D	H max.	N min.	S max.	T	W min.	(kg)	
M12 - M18	19 - 27	12 (120)	—	NSC1927	Integral pump	353	—	152	81	18	11,5	24,5	26,5	53,5	5,8	NSH1927CTK
M16 - M22	24 - 32	15 (150)	—	NSC2432		370	—	152	81	25	9,0	26,6	32,0	57,5	6,3	NSH2432CTK
M12 - M18	19 - 27	12 (120)	46	NSH1927	Hydraulic	258	213	152	81	18	11,5	24,5	26,5	53,5	3,5	NSH1927CTK
M16 - M22	24 - 32	15 (150)	46	NSH2432		265	220	152	81	25	9,0	26,5	32,0	57,5	4,0	NSH2432CTK
M24 - M30	36 - 46	20 (200)	80	NSH3646		290	239	169	93	34	16,0	39,0	44,0	83,5	6,9	NSH3646CTK
M33 - M42	50 - 65	36 (360)	230	NSH5065		377	322	210	185	45	23,0	49,5	52,0	108,0	10,9	NSH5065CTK
M42 - M48	65 - 75	50 (500)	328	NSH6575		396	345	220	202	54	27,0	61,0	65,0	135,0	24,5	NSH6575CTK

Ordering Notes: Maximum allowable hardness to split is ASTM A194 Gr 2H. Not to be used on square nuts or stainless steel.

ENERPAC 313

Knowledge is POWER – Motion Force Control is our Business

HYQUIP Limited New Brunswick Street Horwich Bolton Lancashire BL6 7JB UK

NSH-Series, Hydraulic Nut Splitters

ENERPAC

▼ Shown: NSH31 with NSPH3, NSH41 with NSPH4



- Designed to fit standard BS/ANSI flanges
- Blade positioning scale to eliminate bolt damage
- Adjustable cutting depth
- Ergonomically designed and positioned handle
- Interchangeable power heads with cutting blade
- Single-acting spring return power head (NSPH)
- Double-acting power head (NSPH-D) for subsea operation
- Nut splitters include spare chisel, spare set screw and wrench used to secure the chisel
- CR400 female half coupler standard on NSPH
- CR400 + CH604 couplers standard on NSPH-D.

ATEX certified

- All NSH-tools are CE - ATEX certified.

Versatile, reliable and trouble free operation



Blade Positioning Scale

The power head can be adjusted to preset the blade cutting distance in order to prevent damage to the bolt thread as the nut is cut.

The blade positioning scale can be used with the following bolt and nut forms:

- Unified bolt threads (UN) with heavy series hexagon nuts;
- Metric bolt threads (M) with standard series hexagon nuts.



Steel Hand Pumps

The P80 and P84 two speed hand pumps are ideal to operate nut splitters. The P84 can be used to power the double-acting tools.

Page: 78



High Pressure Hoses

Enerpac offers a complete line of high quality hydraulic hoses. To ensure the integrity of your system, specify only genuine Enerpac hydraulic hoses.

Page: 128

Single- and Double-Acting Hydraulic Nut Splitters



Hydraulic Nut Splitters

These Hydraulic Nut Splitters are the ideal tools for removing seized and corroded nuts, eradicating the need for unsafe grinding or flame cutting.

They are designed with a single acting spring return cylinder and boast a 360 degree rotation, lockable handle improving operator safety.

The heavy duty blades can also be easily removed to enable replacement blades to be fitted.

Operator Safety

To improve operator safety an ergonomic, adjustable handle is available which can be easily fitted to the Nut Splitter. This lightweight, durable accessory can prevent injuries such as trapped fingers by eliminating the need to hold the tool itself.

ATEX Certified: Ex II 2 G c T6

These Nut Splitters are tested and certified to conform to the 94/9/EC "ATEX Directive". The explosion protection is for Equipment Group II, Equipment Category 2 (Hazardous Zone Area 1) in Gas and/or Dust atmospheres.

NSH Series



Bolt Range:

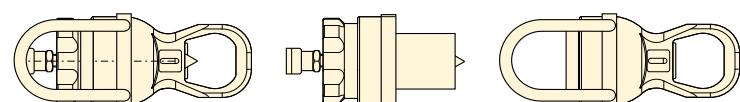
M45 - M90

Hexagon Nut Range:

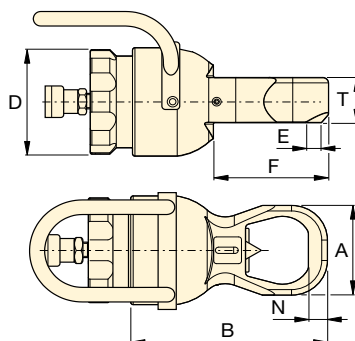
70 - 130 mm

Maximum Operating Pressure:

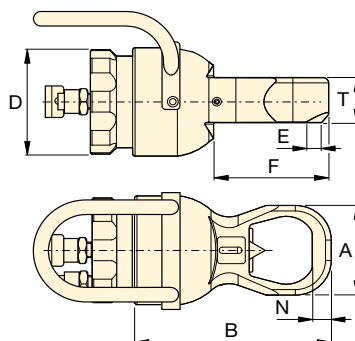
700 bar



Complete Nut Splitter = Power Head (NSPH) + Cutting Head (NSH)



NSPH + NSH



NSPH-D + NSH



Joint Separation Tools

Flange Spreading Wedges (FSC, FSH, FSM-Series) provide quick and easy joint separation using hydraulic or mechanical force.

Page: 308

For Power Head Model Nr.		Cutting Tip Service Kit Model Nr.
NSPH3	NSPH3D	NSPH3CTK
NSPH4	NSPH4D	NSPH4CTK

▼ NUT SPLITTER SPECIFICATIONS

Bolt Range (mm)	Hexagon Nut Range (mm)	Maximum Cutting Force ton (kN)	Oil Capacity (cm ³)	Model Numbers Nut Splitter Components				Dimensions (mm)								Cutting + Power Head (kg)
				Cutting Head	(kg)	Power Heads Single-acting	Double-acting	(kg)	A	B	D	E	F	N	T	
M45 - M52	70 - 80	105 (1025)	550	NSH31	20	NSPH3	NSPH3D	22	132	308	190	7	189	28	81	42
M45 - M56	70 - 85	105 (1025)	550	NSH32	21	NSPH3	NSPH3D	22	145	323	190	15	200	30	81	43
M45 - M64	70 - 95	105 (1025)	550	NSH33	22	NSPH3	NSPH3D	22	160	331	190	11	200	32	81	44
M45 - M70	70 - 100	105 (1025)	550	NSH34	22	NSPH3	NSPH3D	22	174	342	190	11	204	35	81	44
M76 - M80	110 - 115	178 (1733)	1100	NSH41	32	NSPH4	NSPH4D	38	189	365	235	4,5	230	36	111	70
M76 - M90	110 - 130	178 (1733)	1100	NSH42	44	NSPH4	NSPH4D	38	219	393	235	3	246	36	111	82

Ordering Notes: Maximum allowable hardness to split is ASTM A194 Gr 2H. Not to be used on square nuts or stainless steel.