

RE 30262

Edition: 2022-05

Replaces: 06.05

rexroth
A Bosch Company

Connector switching amplifier

Type VT-SSV-1



- ▶ Component series 2X

Features

- ▶ For control of on/off valves with DC linear solenoid actuation by electrical control signals with low power
- ▶ Direct activation is possible via the switching output signals of a control system
- ▶ Output with permanent short-circuit protection
- ▶ Status display of the switching status with LED

Contents

Features	1
Ordering code	2
Technical data	2
Block diagram / pin assignment	3
Dimensions	3
Project planning and maintenance instructions	4
Further information	4

RE 30262, edition: 2022-05, **Bosch Rexroth AG**

2/4 **VT-SSV-1** | Connector switching amplifier

Ordering code

01	02	03
VT-SSV-1	-	2X / *

01	Connector switching amplifier	VT-SSV-1
02	Component series 20 ... 29 (20 ... 29: unchanged installation and connection dimensions)	2X
03	Further details in the plain text	

Technical data

(For applications outside these values, please consult us!)

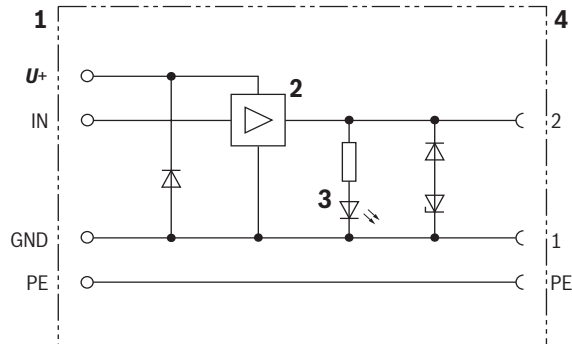
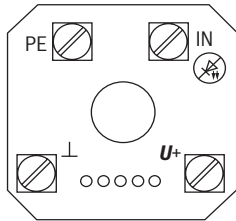
general			
Weight, approx.		g	45
Ambient temperature range		°C	−20 ... +60
Storage temperature range		°C	−20 ... +70
Housings		SVS housing, design A according to DIN 43650, contact distance 18 mm	
Protection class according to EN 60529		IP65 (with inserted seal, plugged in and locked, with connected cable with tightened PG fitting)	
electric			
Supply voltage	► Nominal value	VDC	24
	► Minimum		21.6
	► Maximum		28.8
	► Maximum residual ripple	%	<15
Output current		A	2 (at 100% duty cycle)
Output voltage		VDC	U+ − 0.2 (typical at 2 A)
Control voltage (enable "IN")	► ON	VDC	10 ... 42
	► OFF	VDC	0 ... 4
Control current		mA	2.9 ... 3.2
Maximum switching frequency		1/s	10
Cable connection	► single-wire	mm²	2.5
	► fine-wire	mm²	1.5
	► with wire end ferrule	mm²	1.5
Cable gland		Pg 11	
Cable clamping range		mm	7.6 ... 11.5
Electrical connection		Mating connector 2-pole + PE according to DIN EN 175301-803 ("Z5L")	
Material	► Flat seal	NBR	
Electro-magnetic compatibility (EMC)	► EN 61000-6-2 / EN 61326-2-3		
	– EN 61000-4-2 ESD	kV	±4 (contact) / ±8 (air) with BWK B
	– EN 61000-4-3 HF radiated	V/m	10 (80 ... 1000 MHz) with BWK A 3 (1400 ... 2700 MHz) with BWK A
	– EN 61000-4-4 Burst	kV	2 (voltage supply input and output) 2 (signals and control ports)
	– EN 61000-4-6 HF conducted	V	10 with BWK A

Bosch Rexroth AG, RE 30262, edition: 2022-05

Knowledge is POWER – Motion Force Control is our Business

HYQUIP Limited New Brunswick Street Horwich Bolton Lancashire BL6 7JB UK

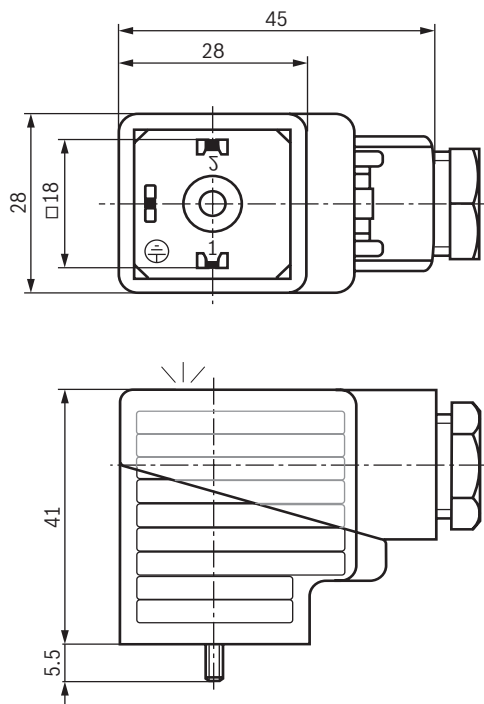
Block diagram / pin assignment



- 1 Connection terminals
 - Operating voltage "U+" (+24 V)
 - Enable "IN"
 - Operating voltage "GND"
 - Protective grounding conductor "PE"
 - Clamping screw M2.6; tightening torque $M_{A \max} = 0.4 \text{ Nm}$
- 2 Electronic switch
- 3 LED for status display
- 4 Electrical connections

Dimensions

(dimensions in mm)



- M3 mounting screw, tightening torque $M_A = 0.5 \text{ Nm}$
- Contacting according to DIN EN 175301-803

RE 30262, edition: 2022-05, Bosch Rexroth AG

Knowledge is POWER – Motion Force Control is our Business

HYQUIP Limited New Brunswick Street Horwich Bolton Lancashire BL6 7JB UK

4/4 **VT-SSV-1** | Connector switching amplifier

Project planning and maintenance instructions

- ▶ The amplifier is integrated in the housing of a mating connector "Z5L" according to DIN EN 175301-803 with transparent cover. A three-wire connection line is required for operation. If a four-wire line is used, the protective grounding conductor can also be connected (recommendation: H05VV-F 4G1.5).
- ▶ The housing can be rotated during assembly in steps of 90°.
- ▶ In case of overload or short-circuit, the output is de-energized. Before switching on again, the control signal "IN" must be switched to "OFF" (≤ 4 V).
- ▶ The switch-off times for the valves may be doubled to tripled due to limitation of the negative switch-off voltage peak.

Further information

- ▶ Mating connectors and cable sets for valves and sensors
- ▶ Hydraulic valves for industrial applications
- ▶ Information on available spare parts

Data sheet 08006

Operating instructions 07600-B

www.boschrexroth.com/spc

Bosch Rexroth AG, RE 30262, edition: 2022-05

Knowledge is POWER – Motion Force Control is our Business

HYQUIP Limited New Brunswick Street Horwich Bolton Lancashire BL6 7JB UK