

SP-Series, 50 Ton Hydraulic Punch

ENERPAC

▼ Shown: SP50100



- Available as a complete set including electric pump and hoses
- Double-acting cylinder design for fast cycle times
- Punch and die changeover tools included
- Lifting bracket included
- Adjustable power stripper prevents movement of the metal during stripping
- CR400 female couplers included.

Cuts the Time Spent Forming Holes



Depth Stop

For simplified repetitive punching applications an adjustable Depth Stop is available. Order model number: **SP110**.



Foot Mounting Kit

A foot mounting kit for easy mounting of the 50 ton punch to workbench or fixture is available. Order model number: **SP120**.



Ordering Information

The 50-ton Hydraulic Punch may be ordered by itself or as a set with an electric pump. A punch and die may be ordered as a matched set. Please refer to the selection chart information.





◀ Save time using the 50-ton Enerpac Punch.

▼ Shown below is the 50 ton punch with SP120 and SP110 assembled.



50 Ton Double-Acting Hydraulic Punch

▼ QUICK SELECTION CHART PUNCH SETS

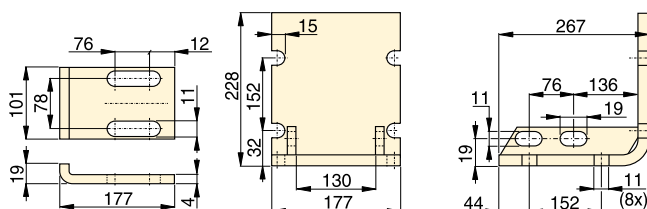
Model Number Punch*	Included			Set Model Number	 (kg)
	Punch & Die Sets 	Electric Pump	Hydraulic Hose (2x)		
SP50	All **	—	—	SP50100	116
SP50	All **	ZE4410SE	HC7206	SP5000E	174

* Punch Oil Capacity:

Advance: 278 cm³

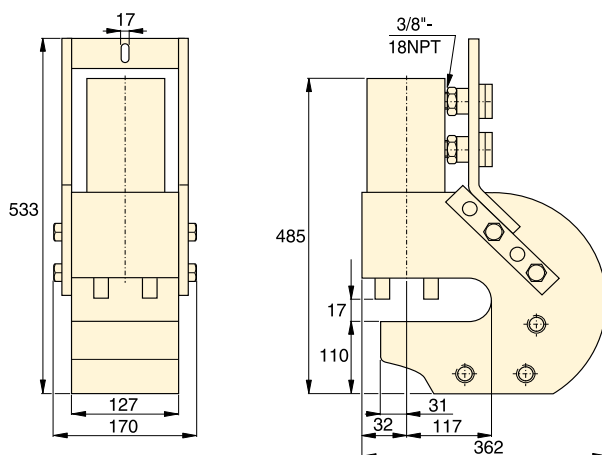
Retract: 229 cm³

** All standard sets from chart below.




SP110

SP120



SP50

▼ STANDARD PUNCH AND DIE SELECTION CHART

Hole Shape	Hole Size (mm)	Bolt Size (mm)	Model Numbers Standard Punch and Die Set 	Maximum Allowable Material Thickness To Be Punched (mm)										
				1)	2)	3)	4)	5)	6)	7)	8)	9)	10)	11)
●	13,5	M12	SP150	13,5	13,5	13,5	13,5	13,5	12,4	8,1	10,2	12,4	12,4	12,4
●	16,7	M16	SP170	—	—	—	—	—	13,0	8,1	10,2	13,0	13,0	13,0
●	19,8	M18	SP190	—	—	—	—	—	12,4	8,1	10,2	12,4	12,7	12,4
●	23,1	M20	SP121	14,2	14,2	14,2	12,7	14,2	8,9	5,6	8,9	8,9	8,9	8,9
●	26,2	M24	SP123	14,2	14,2	14,2	11,2	14,2	7,9	4,8	7,9	7,9	7,9	7,9

SP Series



Capacity:

50 ton (490 kN)

Hole Sizes:

13,5 - 26,2 mm

Maximum Operating Pressure:

700 bar



CAUTION!

Material thickness should not exceed hole diameter.



CAUTION!

Chart below is for reference only!
Maximum allowable material thickness to be punched varies with set wear.

Steel Qualities (see table below):

- 1) Mild A-7
- 2) Boiler Plate
- 3) Structural A-36
- 4) Struct Corten (ASTM A242)
- 5) Cold Rolled C-1018
- 6) Hot Rolled C-1050
- 7) Hot Rolled C-1095
- 8) Hot Rolled C-1095 Annealed
- 9) Stainless Annealed
- 10) Stainless 304 Hot Rolled
- 11) Stainless 316 Cold Rolled