

Vent and bleed filter, water-absorbing

Type BFSK 25 to 125

RE 51456

Edition: 2025-03

Replaces: 2021-04



BR231012_124_W

- Sizes 25 to 125
- Component series 2X
- Maximum operating pressure 1 bar [14.5 psi]
- Connection G 3/8 to G 1 1/4 BSP; (ISO 228) with adapter plate: Ø58 x 2.5 (DIN 24557)
- Operating temperature 0 °C ... 85 °C [-18 °F ... 185 °F]

Features

- Highly efficient, special filter material
- Filtration of ultra-fine particles and high dirt retention capacity
- Adsorption of air humidity
- Minimizes the risk of corrosion in the hydraulic tank
- Filter cartridge as well as water-absorbing granules exchangeable
- Optional check valves to avoid air exchange during no-load operation
- Optional adapter plate including check valve for discharge air from tank, without filtration
- Combines air filtration and dehumidification in fluid systems

Contents

Features	1
Ordering code	2
Accessories	3
Symbols	4
Function, section	5
Technical data	6
Characteristic curves	7, 8
Dimensions	9 ... 11
Spare parts	12
Assembly, commissioning and maintenance	13
Tightening torques, directives and standardization	14
Use, environment and recycling	15
Translation table (Rexroth material number to Hengst material number)	16

RE 51456, edition: 2025-03, Hengst Filtration GmbH

Knowledge is POWER – Motion Force Control is our Business

HYQUIP Limited New Brunswick Street Horwich Bolton Lancashire BL6 7JB UK

2/16 **BFSK 25 ... 125** | Vent and bleed filter

Ordering code

Filters

01	02	03	04	05	06	07
BFSK		-	2X	/	H3V3	-

Series

01	Air filter with water-absorbing granules	BFSK
----	--	------

Size

02	BFSK	25
		40
		80
		125

Component series

03	Component series 20 to 29 (20 to 29: unchanged installation and connection dimensions)	2X
----	--	----

Filter rating in µm

04	Glass fiber material, not cleanable, 3 µm	H3V3
----	---	------

Seal

05	NBR seals	M
----	-----------	---

Material

06	Plastic version – male thread for size 25 (steel double nipple)	0
	Stainless steel version – male thread for sizes 40 - 125	S

Check valve

07	Without check valve (standard)	0
	With check valve, cracking pressure of anti-cavitation valve 0.02 bar [0.29 psi], cracking pressure of preload valve 0.02 bar [0.29 psi]	CV

Order example: BFSK25-2X/H3V3-M-0-CV

Preferred types

Vent and bleed filter, water-absorbing	Material no.	Material no. Replacement cartridge	Material no. Refill granules
BFSK25-2X/H3V3-M-0-0	R928049169	R928049574	R928049182
BFSK40-2X/H3V3-M-S-0	R928049173	R928049575	R928049184
BFSK80-2X/H3V3-M-S-0	R928049175	R928049576	R928049185
BFSK125-2X/H3V3-M-S-0	R928049177	R928049577	R928049186
BFSK25-2X/H3V3-M-0-CV	R928049168	R928049574	R928049182
BFSK40-2X/H3V3-M-S-CV	R928049172	R928049575	R928049184
BFSK80-2X/H3V3-M-S-CV	R928049174	R928049576	R928049185
BFSK125-2X/H3V3-M-S-CV	R928049176	R928049577	R928049186

Accessories

Ordering codes, visual maintenance indicator ¹⁾

01	02	03
W	O	- V01

01	Maintenance indicator	W
02	visual indicator	O

Design

04	Vacuum differential, design 01	V01
----	--------------------------------	-----

Type	Material no.
WO-V01	R928049181

¹⁾ only in connection with adapter plate (AP1, AP2 or APCV)

Ordering codes, adapter plate

01	02	03	04	05
ACC	-	-	- 2X	/ M

01	Accessories	ACC
----	-------------	-----

Design

02	Adapter plate size 1 for sizes 25 ²⁾ and 40	AP1
	Adapter plate size 2 for sizes 80 and 125	AP2
	Adapter plate with check valves	APCV

Series/size

03	Adapter plate 1	BFSK25-40
	Adapter plate 2 or adapter plate CV	BFSK80-125

Component series

04	Component series 20 to 29 (20 to 29: unchanged installation and connection dimensions)	2X
----	--	----

Seal

05	NBR seals	M
----	-----------	---

Order example: ACC-AP1-BFSK25-40-2X/M

²⁾ NG25 can only be installed with a reduction (G3/4 AG - G3/8 IG) provided by the customer.

Type	Material no.
ACC-AP1-BFSK25-40-2X/M	R928049178
ACC-AP2-BFSK80-125-2X/M	R928049179
ACC-APCV-BFSK80-125-2X/M	R928049180

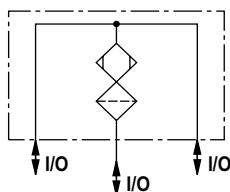
Size	Adapter plate		
	AP1	AP2	APCV
25	X	-	-
40	●	-	-
80	-	●	●
125	-	●	●

●	Standard
X	possible if a reducing fitting is used
-	not possible

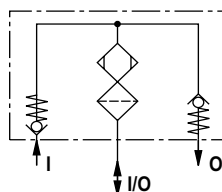
4/16 **BFSK 25 ... 125** | Vent and bleed filter

Symbols

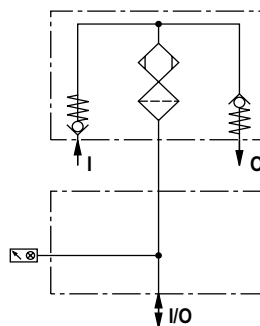
**Vent and bleed filter
without valves**



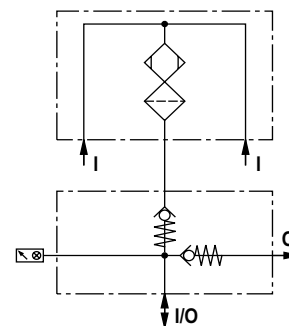
**Vent and bleed filter
with valves**



**Vent and bleed filter
with valves, maintenance
indicator and
adapter plate
(AP1; AP2)**



**Vent and bleed filter
with maintenance
indicator and adapter
plate (APCV) with
integrated valves.**



Function, section

In hydraulics, air exchange at the fluid tank must be ensured at all times. Depending on the machine cycles, air is sucked into the tank and pressed out again. The air contains miniature particles as well as water vapor. Due to temperature variations, the exchanged air condenses and stimulates the oxidation process of the oil. This leads to corrosion resulting in damage to the fluid tank. By means of the Hengst BFSK vent and bleed filter, the fluid tank can suck in and give off clean and dry air. It is intended to be directly attached to a tank. The BFSK vent and bleed filters essentially consist of an unscrewable replacement cartridge (1) with an integrated, pleated filter element (2) and an air filter housing (3). The air filter housing (3) is filled with water-absorbing granules (WA granules) (4). The WA granules contain red indicator beads. The water saturation is indicated when their color changes from red to orange. Optionally, check valves (5) can be integrated. The BFSK vent and bleed filter is available with and without integrated check valves. The version with integrated check valves prevents air exchange during no-load operation.

Furthermore, the optional visual maintenance indicator provides information on the filter status. The maintenance indicator (7) is connected via an adapter plate (6) that can be purchased separately. In addition, the adapter plate makes a direct connection to the fluid tank possible.

Standard version without check valve (Figure 1):

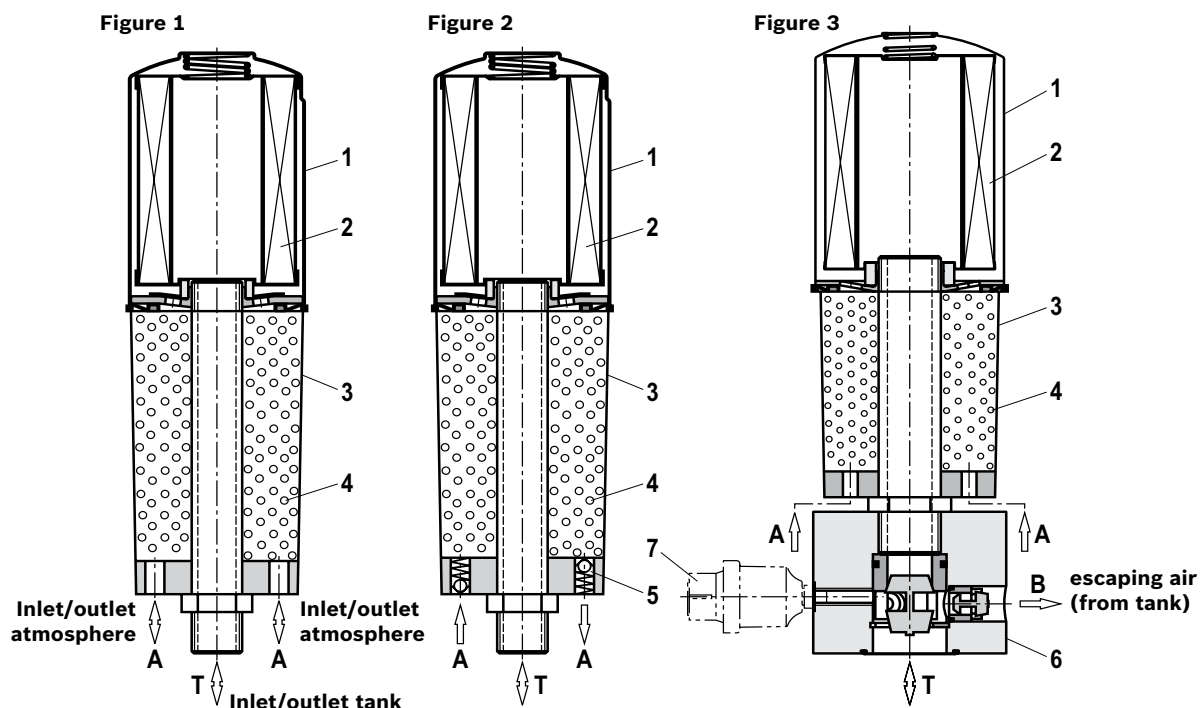
The contaminated air is transported to the WA granules (4) via opening A, is dried there and then flows through the pleated filter element. Solid dirt particles are captured here. Via connection T, only dried and filtered air gets into the tank. Air exiting the system in the opposite direction is dried as well.

Version with check valve (5) in BFSK (Figure 2):

Functions in the same way as the standard version; but includes check valves (5) to prevent air exchange during no-load operation.

Version with check valve in the adapter plate (6) (Figure 3):

Functions in the same way as the standard version; but the escaping air, which may be mixed with oil mist, is diverted directly from the tank upstream of the filter via connection B into the environment.



RE 51456, edition: 2025-03, Hengst Filtration GmbH

Knowledge is POWER – Motion Force Control is our Business

HYQUIP Limited New Brunswick Street Horwich Bolton Lancashire BL6 7JB UK

6/16 **BFSK 25 ... 125** | Vent and bleed filter

Technical data

(For applications outside these parameters, please consult us!)

General					
Weight	Size	25	40	80	125
	kg [lbs]	0.4 [0.9]	1.5 [3.3]	2.92 [6.4]	4.1 [9.0]
Installation position	vertical				
Ambient temperature range	°C [°F]	-40 ... +85 [-40 ... +185]			
Storage conditions	°C [°F]	+5 ... +40 [+41 ... +104]; max. relative air humidity 65%			
Operating temperature	°C [°F]	0 ... +85 [-18 ... +185]			
Material	Replacement cartridge	Steel			
	Air filter housing	Polymethyl methacrylate			
	Adapter plate	Anodized aluminum			
	Visual maintenance indicator	Housing made of polycarbonate			

Cracking pressure of check valve	bar [psi]	0.003 [0.05]
Type of pressure measurement of the maintenance indicator	Underpressure	
Response pressure of the maintenance indicator	bar [psi]	0.05 [0.73]

Filter element		
Micro glass H3V3	µm	3, Single-use element on the basis of inorganic fiber
Permissible pressure differential	bar [psi]	1 [14.5]

Approved fluids	Classification	Suitable sealing materials	Standards
Mineral oil	HLP	NBR	DIN 51524
Biodegradable – insoluble in water	HETG	NBR	VDMA 24568



Important information on hydraulic fluids:

- For further information and data on the use of other hydraulic fluids, please contact us.

Filter material (WA granules)					
Volume	Size	25	40	80	125
	cm³ [in³]	100 [6.1]	600 [36.6]	1040 [63.04]	2000 [122.0]
Max. water absorption	l [US gal]	0.028 [0.0074]	0.172 [0.0454]	0.3 [0.07925]	0.576 [0.1521]

The following table displays the operating ranges of the water-absorbing vent and bleed filters in hydraulic systems.

Type	Max. air flow at a starting pressure differential of 0.07 bar in l/min
BFSK25	260
BFSK40	390
BFSK80	1100
BFSK125	780
BFSK25....CV	140
BFSK40....CV	290
BFSK80....CV	680
BFSK125....CV	390

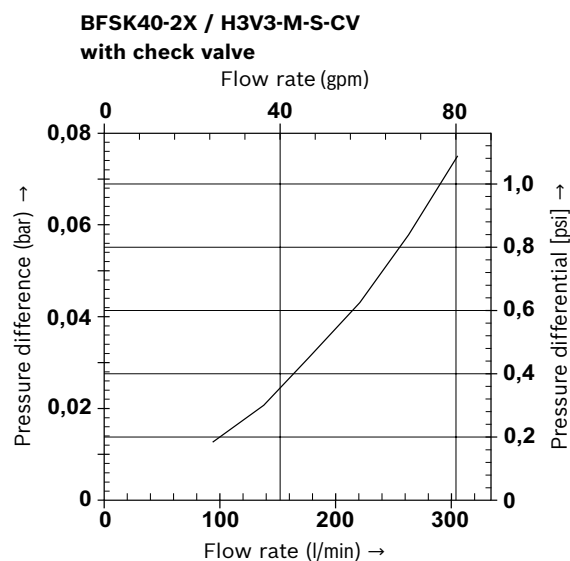
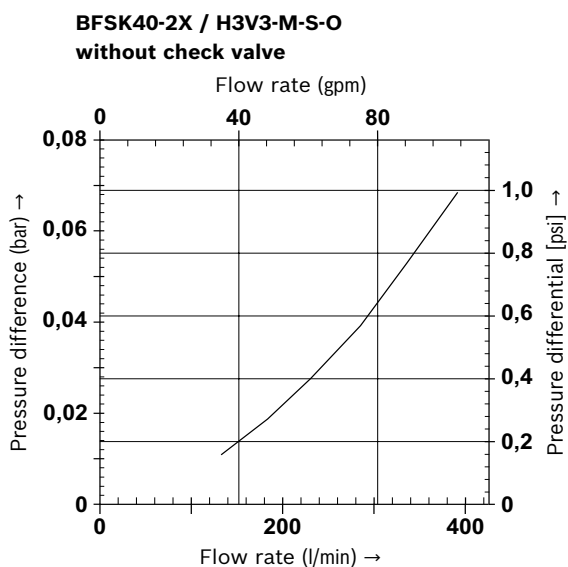
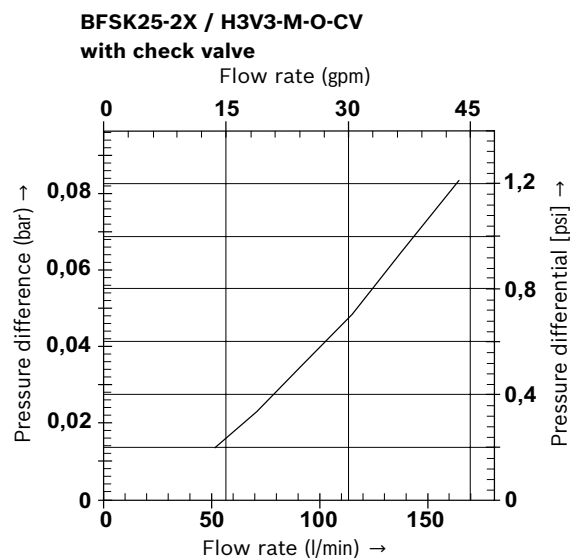
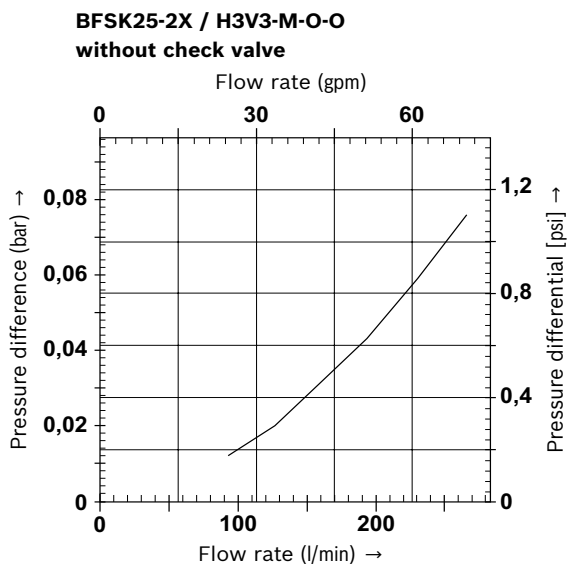
When air humidity is very high it is recommended to select the next highest variant with the aim of achieving a longer service life.

Hengst Filtration GmbH, RE 51456, edition: 2025-03

Knowledge is POWER – Motion Force Control is our Business

HYQUIP Limited New Brunswick Street Horwich Bolton Lancashire BL6 7JB UK

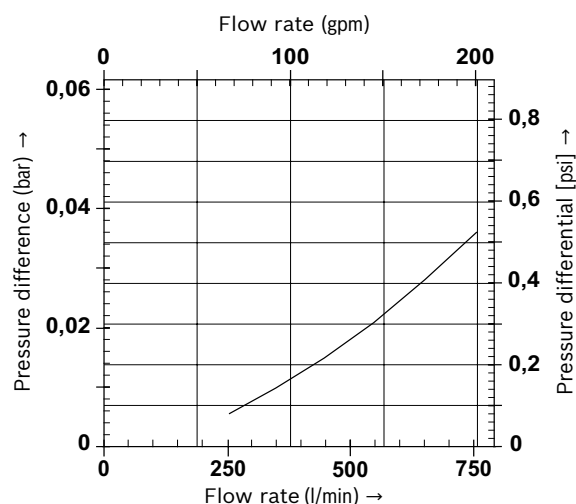
Characteristic curves



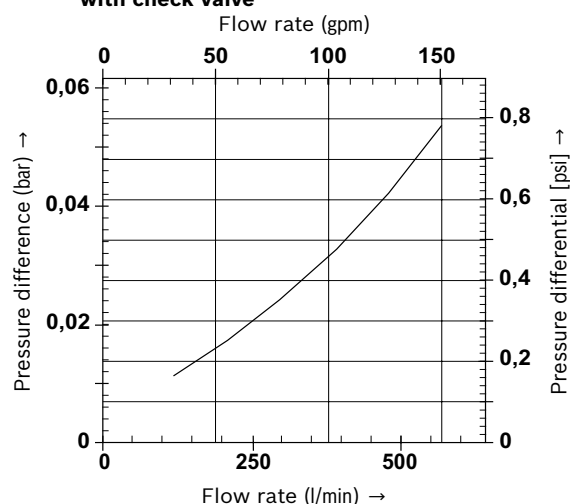
8/16 BFSK 25 ... 125 | Vent and bleed filter

Characteristic curves

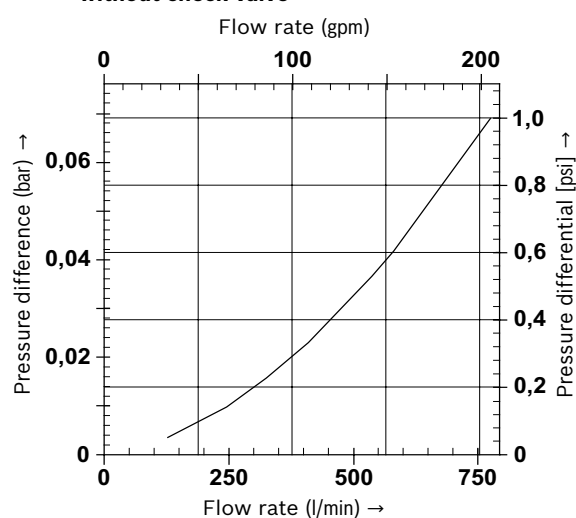
BFSK80-2X / H3V3-M-S-O
without check valve



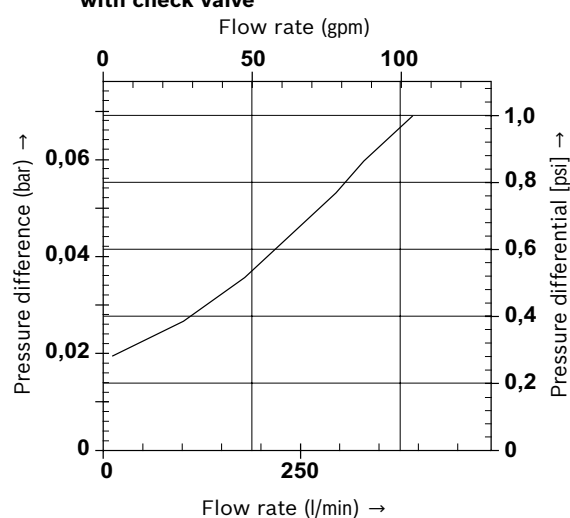
BFSK80-2X / H3V3-M-S-CV
with check valve



BFSK125-2X / H3V3-M-S-O
without check valve



BFSK125-2X / H3V3-M-S-CV
with check valve



Hengst Filtration GmbH, RE 51456, edition: 2025-03

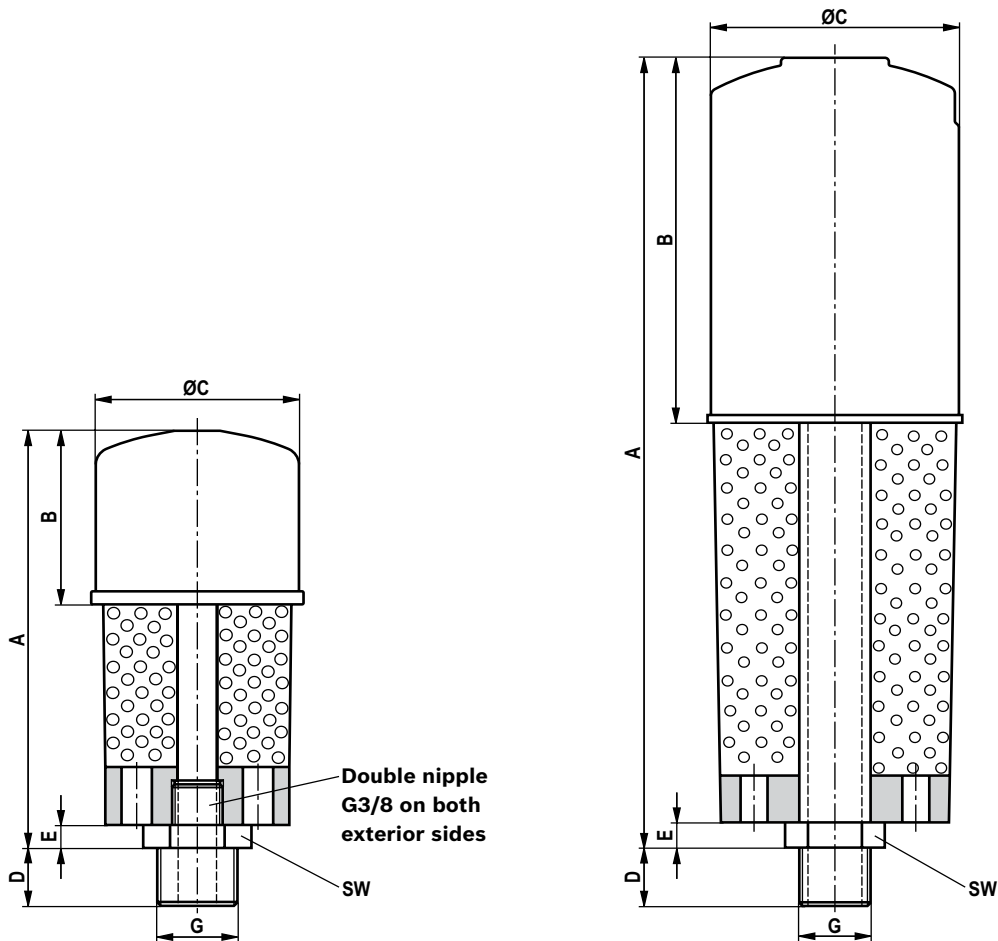
Knowledge is POWER – Motion Force Control is our Business

HYQUIP Limited New Brunswick Street Horwich Bolton Lancashire BL6 7JB UK

Dimensions: Vent and bleed filter
(dimensions in mm [inch])

BFSK25

BFSK40 ... 125

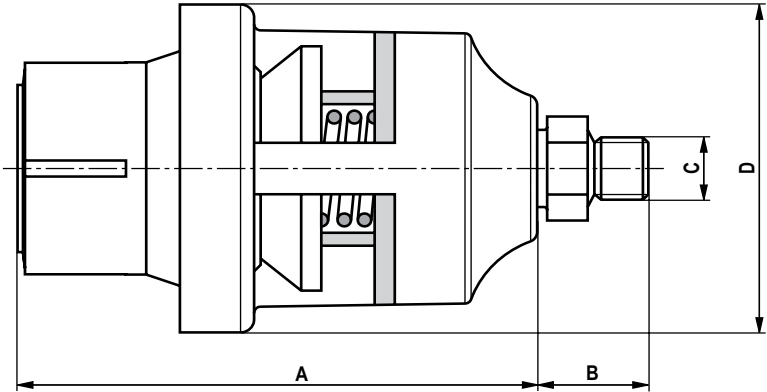


Filter types

Type BFSK...	A	B	ØC	D	E	G	SW
25	146 [5.75]	60 [2.36]	70 [2.76]	12 [0.47]	~10 [~ 0.39]	G3/8	22 [0.87]
40	281 [11.06]	121 [4.76]	97 [3.82]	23 [0.91]	~10 [~ 0.39]	G3/4	32 [1.26]
80	335 [13.19]	181 [7.13]	130 [5.12]	30 [1.18]	~11 [~ 0.43]	G1 1/4	50 [1.97]
125	495 [19.49]	231 [9.09]	130 [5.12]	27 [1.06]	~11 [~ 0.43]	G1 1/4	50 [1.97]

10/16 **BFSK 25 ... 125** | Vent and bleed filter

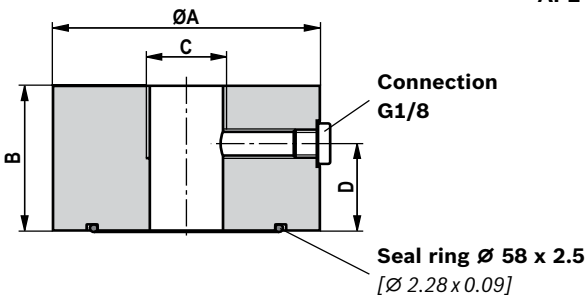
Dimensions: Maintenance indicator, visual
(dimensions in mm [*inch*])



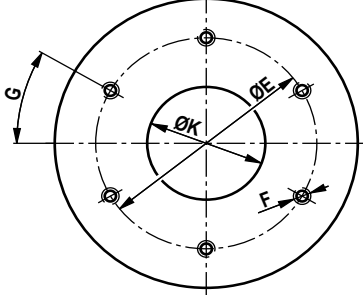
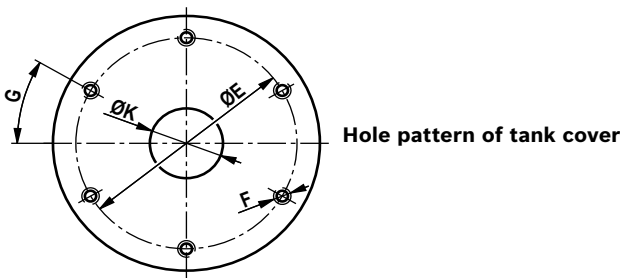
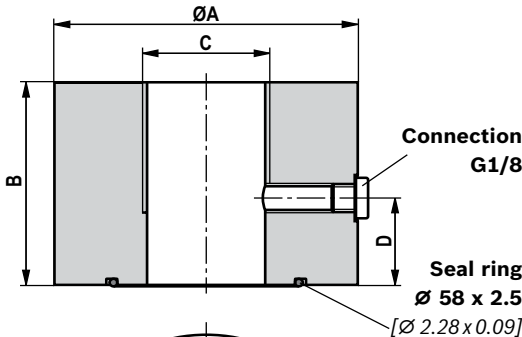
Type	A	B	C	D
WO-V01	70 [2.76]	16,5 [0.65]	G1/8	50 [1.97]

Dimensions: Adapter plates
(dimensions in mm [inch])

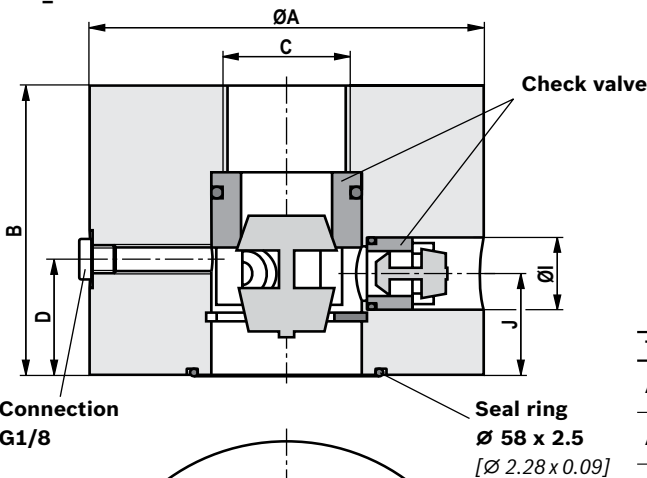
AP1



AP2

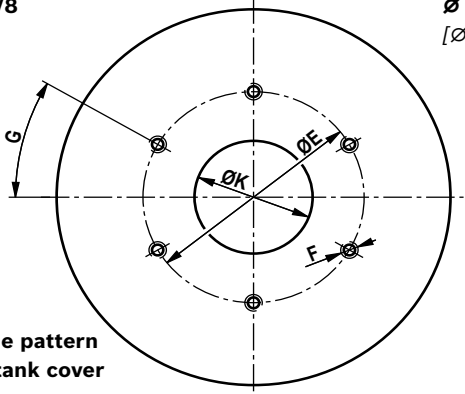


AP2_CV



Connection
G1/8

Seal ring
 $\varnothing 58 \times 2.5$
[$\varnothing 2.28 \times 0.09$]



Hole pattern
of tank cover

Type	$\varnothing A$	B	C	D	$\varnothing E$
AP1	88 [3.46]	50 [1.97]	G3/4	30 [1.18]	73 [2.87]
AP2	100 [3.94]	70 [2.76]	G1 1/4	30 [1.18]	
AP2_CV	130 [5.12]	100 [3.94]	G1 1/4	40 [1.57]	

Type	$\varnothing F$	G	$\varnothing I$	J	$\varnothing K$
AP1	M5 x 10	30°	—	—	50 [1.97]
AP2			—	—	
AP2_CV			25 [0.98]	35 [1.38]	

12/16 **BFSK 25 ... 125** | Vent and bleed filter

Spare parts

Ordering code, replacement cartridge and refill pack

01	02	03	04		05		06		07		
89.		-	2X	/	H3V3	-	S00	-	0	-	M

Filter cartridge		
01	Design	89.
Size		
02	BFSK	25
		40
		80
		125
03	Component series 20 to 29 (20 to 29: unchanged installation and connection dimensions)	2X
Filter rating in µm absolute		
04	Glass fiber material, not cleanable, 3 µm	H3V3
Pressure differential		
05	Standard	S00
Bypass valve		
06	Without check valve	0 ¹⁾
Seal		
07	NBR seals	M

¹⁾ Always 0 with replacement cartridge

Order example: 89.25-2X/H3V3-S00-0-M

Vent and bleed filter, water-absorbing	Replacement cartridge	Refill granules (incl. 2 foam pads)
BFSK25-2X/H3V3-M-0-0	R928049574	R928049182
BFSK40-2X/H3V3-M-S-0	R928049575	R928049184
BFSK80-2X/H3V3-M-S-0	R928049576	R928049185
BFSK125-2X/H3V3-M-S-0	R928049577	R928049186

Assembly, commissioning and maintenance

Installation

The connection thread of the filter must correspond to the connection thread of the tank cap. If an adapter plate is used, the hole pattern (DIN 24557-2) of the tank cap must be compared to the dimensions from the "Dimensions" chapter prior to installation. Please remove the sealing foil (air inlet A) and the end cap of the filter connection prior to use. Screw the filter into the tank bore or the adapter plate respectively. When installing the filter, the required servicing height of the replacement cartridge (approx. 50 mm [1.97 inch]) must be taken into account. For servicing reasons, we recommend installing the filter in a standing position. All filter components must be screwed on hand-tight.

Commissioning

It is not necessary to commission the filter.

Maintenance

Exchanging the replacement cartridge

It is necessary to exchange the replacement cartridge once the red marking of the maintenance indicator has been reached. Since the ambient conditions are very different depending on the place of installation, we recommend regular exchange of the replacement cartridge according to the specific installation conditions for BFSK filters that are designed without a maintenance indicator.

Exchanging the WA granules

If the indicator beads of the WA granules change their color from red to orange, the granules must be exchanged. The material numbers of the corresponding spare parts are indicated on the name plate of the complete filter. They must correspond to the material numbers on the replacement cartridge or the refill pack.

Maintenance instructions:

- ▶ Remove the complete vent and bleed filter by turning the air filter housing manually counter-clockwise.
- ▶ Remove the replacement cartridge by turning it counter-clockwise (hold tank port downwards).
- ▶ The WA granules are protected against falling out by a foam pad. In case of incorrect handling (shaking, turning upside down, ...) the granules might fall out.
- ▶ Remove foam pad prior to exchanging the WA granules.
- ▶ Dispose of the used WA granules and foam pads in accordance with environmental and applicable local requirements. Waste code: 150202
- ▶ Insert new bottom foam pad, fill in fresh WA granules and insert new upper foam pad.
- ▶ Screw air filter housing on tank port, put new seal ring (part of spare replacement cartridge) over air filter housing, center and install replacement cartridge (hand-tight) clockwise.

Do not forget to reset the visual maintenance indicator. This is done by pressing the RESET button.

Note:

Servicing should not take place below 10 °C. Should this still be necessary, however, special care must be taken when working with the plastic housing.

14/16 **BFSK 25 ... 125** | Vent and bleed filter

Tightening torques

Adapter plates	AP1	AP2	APCV
Tightening torque, at $\mu_{total} = 0.14$	5 Nm \pm 1 Nm		
Quantity	6		
Screw x length	M5 x 60	M5 x 80	M5 x 110
Recommended property class of screw	8.8		

Directives and standardization

Product validation

Hengst filters are tested and quality-monitored according to different ISO test standards:

Compatibility with hydraulic fluid	ISO 2943:1998-11
------------------------------------	------------------

The development, manufacture and assembly of Hengst industrial filters and Hengst filter elements is carried out within the framework of a certified quality management system in accordance with ISO 9001:2015.

Classification according to the Pressure Equipment Directive

The Hengst BFSK ventilation and exhaust filters, water-adsorbing are not devices or components within the meaning of the Pressure Equipment Directive 2014/68/EU (PED).

Classification according to ATEX

In accordance with Directive 2014/34/EU (ATEX), the ignition risk assessment has shown that the Hengst BFSK ventilation and exhaust filters must not be used in potentially explosive atmospheres.

Hengst Filtration GmbH, RE 51456, edition: 2025-03

Knowledge is POWER – Motion Force Control is our Business

HYQUIP Limited New Brunswick Street Horwich Bolton Lancashire BL6 7JB UK

Use

Intended use

This filter consists of a filter housing, filter element and maintenance indicator, which serve as components in the sense of the EC Machinery Directive 2006/42/EC in hydraulic machinery for the separation of dirt particles.

The filters are used under the following boundary conditions and limits:

- ▶ Only in systems with fluids of group 2, according to Pressure Equipment Directive 2014/68/EU.
- ▶ Only according to the application and environmental conditions in the section "Technical data".
- ▶ Only with hydraulic fluids and the intended seals according to the section "Compatibility with hydraulic fluids"
- ▶ Use in potentially explosive areas according to the section "Directives and standardization" .
- ▶ The notes regarding the operating modes according to the section "Assembly, commissioning, maintenance" must be observed.
- ▶ Compliance with application and environmental conditions according to the technical data.
- ▶ Compliance with the specified performance limits.
- ▶ Use in the original condition, without damage.
- ▶ Maintenance work, such as the replacement of seals, filter elements and optical indicators with original Hengst spare parts, is permissible. Repair by the customer, particularly at pressurized components, is not permissible.
- ▶ The filters are intended for professional use only and are not for private use.

Environment and recycling

- ▶ The used filter element must be disposed of according to the country-specific statutory environmental protection regulations.
- ▶ At the end of the service life of the filter, the filter components can be recycled according to the country-specific statutory environmental protection regulations.

Improper use

Any use deviating from the intended use is improper and not therefore admissible.

Improper use of the filters includes:

- ▶ Incorrect storage
- ▶ Incorrect transport
- ▶ Lack of cleanliness during storage and assembly
- ▶ Incorrect installation
- ▶ Use of inappropriate/non-permissible hydraulic fluids
- ▶ Exceedance of the specified maximum pressures and load cycles
- ▶ Operation outside the approved temperature range
- ▶ Installation and operation in a not-permissible device group or category
- ▶ Operation outside the specified limits for the operating voltage, see the section "Technical data"

Hengst Filtration GmbH does not assume any liability for damage caused by improper use. The user assumes all risks involved with improper use.

16/16 **BFSK 25 ... 125** | Vent and bleed filter

Translation table (Rexroth material number to Hengst material number)

Hengst material no.	Type code	Rexroth material no.
Air filter with water-absorbing granules		
1013429B	BFSK25-2X/H3V3-M-0-0	R928049169
1013431B	BFSK40-2X/H3V3-M-S-0	R928049173
1013433B	BFSK80-2X/H3V3-M-S-0	R928049175
1013435B	BFSK125-2X/H3V3-M-S-0	R928049177
1013428B	BFSK25-2X/H3V3-M-0-CV	R928049168
1013430B	BFSK40-2X/H3V3-M-S-CV	R928049172
1013432B	BFSK80-2X/H3V3-M-S-CV	R928049174
1013434B	BFSK125-2X/H3V3-M-S-CV	R928049176
Spare cartridge		
1013662B	89.25-2X/H3V3-S00-0-M	R928049574
1013663B	89.40-2X/H3V3-S00-0-M	R928049575
1013664B	89.80-2X/H3V3-S00-0-M	R928049576
1013665B	89.125-2X/H3V3-S00-0-M	R928049577

Hengst material no.	Type code	Rexroth material no.
Refill granules (incl. 2 foam pads)		
1013440B	SPR-SP-BFSK25-2X/	R928049182
1013441B	SPR-SP-BFSK40-2X/	R928049184
1013442B	SPR-SP-BFSK80-2X/	R928049185
1013443B	SPR-SP-BFSK125-2X/	R928049186
Maintenance indicator, visual		
1013439B	WO-V01	R928049181
Adapter plate		
1013436B	ACC-AP1-BFSK25-40-2X/M	R928049178
1013437B	ACC-AP2-BFSK80-125-2X/M	R928049179
1013438B	ACC-APCV-BFSK80-125-2X/M	R928049180

Hengst Filtration GmbH, RE 51456, edition: 2025-03

Knowledge is POWER – Motion Force Control is our Business

HYQUIP Limited New Brunswick Street Horwich Bolton Lancashire BL6 7JB UK