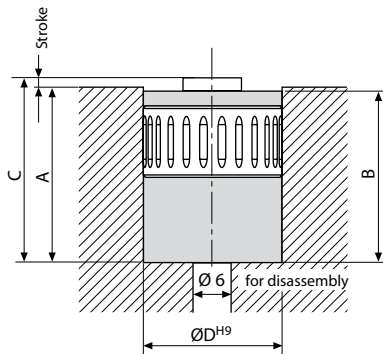




Roller insert



without flange



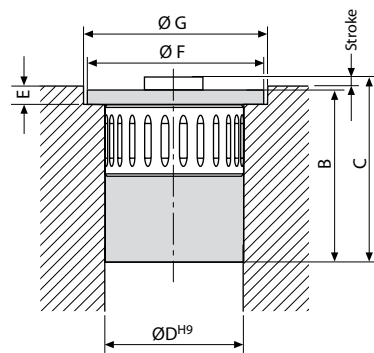
Design without flange

Max. load (N)	600	900	1400	2400
*Stroke (mm)	1,5	2,0	2,0	2,0
A (mm)	30,0 +0,1	32,0 +0,1	43,5 +0,1	52,5 +0,1
B (mm)	29,9	31,9	43,4	52,4
C (mm)	31,5	34,0	45,5	54,5
Ø D (mm)	20	24	30	40
Part no.	8.1210.0605	8.1210.0611	8.1210.0618	8.1210.0622

* Other strokes available on request



with flange



Design with flange

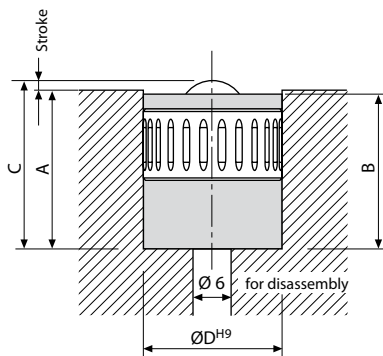
Max. load (N)	600	900	1400	2400
*Stroke (mm)	1,5	2,0	2,0	2,0
B (mm)	29,9 +0,1	31,9 +0,1	43,4 +0,1	52,4 +0,1
C (mm)	31,5	34,0	45,5	54,5
Ø D (mm)	20	24	30	40
E (mm)	3,5 +0,1	3,5 +0,1	4,5 +0,1	5,5 +0,1
Ø F (mm)	24,5	29,5	34,5	47,5
Ø G (mm)	25 +0,2	30 +0,2	35 +0,2	48 +0,2
Part no.	8.1210.0606	8.1210.0612	8.1210.0619	8.1210.0623

* Other strokes available on request

Ball insert



without flange



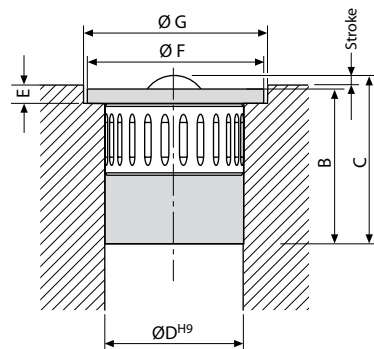
Design without flange

Max. load (N)	200	400	600	1000
*Stroke (mm)	1,5	1,5	2,0	3,0
A (mm)	24,0 +0,1	28,5 +0,1	34,0 +0,1	45,0 +0,1
B (mm)	23,6	28,5	34,0	44,8
C (mm)	25,5	30,0	36,0	48,0
Ø D (mm)	20	24	30	40
Part no.	8.1210.0005	8.1210.0011	8.1210.0018	8.1210.0022

* Other strokes available on request



with flange



Design with flange

Max. load (N)	200	400	600	1000
*Stroke (mm)	1,5	1,5	2,0	2,0
B (mm)	23,5	28,5	34,0	44,0
C (mm)	25,2	30,2	36,0	46,0
Ø D (mm)	20	24	30	40
E (mm)	3,5 +0,1	4,0 +0,1	4,5 +0,1	5,6 +0,1
Ø F (mm)	24,5	29,5	34,5	47,5
Ø G (mm)	25 +0,2	30 +0,2	35 +0,2	48 +0,2
Part no.	8.1210.0006	8.1210.0012	8.1210.0019	8.1210.0023

* Other strokes available on request