

Pin-Type Hydraulic Flange Spreaders

ENERPAC
POWERFUL SOLUTIONS. GLOBAL FORCE.

▼ Shown: FS-56

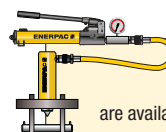


- Lightweight, ergonomic design for ease of use
- Adjustable jaw widths from 70 to 216 mm for a wide range of applications
- Single-acting, spring return RC-Series DUO cylinder for fast trouble-free operation.

FS, STF Series

Capacity:
5 - 10 ton

Maximum Operating Pressure:
700 bar



Flange Spreader Sets

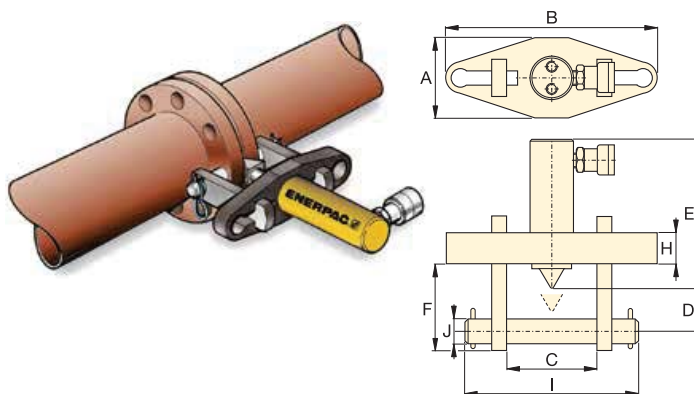
Both hydraulic flange spreaders are available as sets (includes pump, tool, gauge, adaptor and hose) for your ordering convenience.

Pump Model Nr.	Spreader Model Nr.	Set Model Number
P-142	FS-56	STF-56H
P-392	FS-109	STF-109H
PATG-1102N	FS-109	STF-109A



Wedge Spreaders

Friction-free, smooth and parallel wedge movement with unique interlock wedge design. Eliminates flange damage and risk of spreading arm failure.



Flange Spreader Matching Chart

ASA Rating (bar)	Pipe Size (mm)	
	FS-56	FS-109
10	127 - 508	558 - 1066
20	63 - 355	406 - 711
27	63 - 304	355 - 609
35	63 - 254	304 - 508
62	12 - 152	203 - 406
103	12 - 88	101 - 203
172	12 - 63	76 - 101

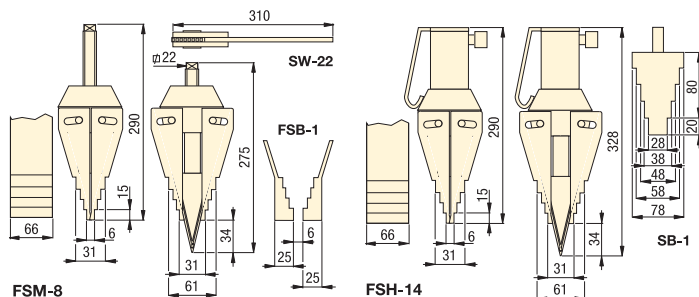
Maximum Flange Thickness (mm)	Stud Size (mm)	Standard Wedge (mm)	Capacity ton (kN)	Stroke (mm)	Oil Capacity (cm ³)	Model Number	Dimensions (mm)										Weight (kg)
							A	B	C		D	E	F	H	I	J	
2 x 57	19 - 28	3 - 28	5 (45)	38	24,6	FS-56	76	209	70	155	32	196	88	25	206	19	11,5
2 x 92	31 - 41	3 - 28	10 (101)	54	78,7	FS-109	108	279	104	216	50	152	114	38	273	31	18,1

Hydraulic and Mechanical Industrial Spreaders

▼ FSH-14 and FSM-8 with safety blocks SB-1



- **Integrated wedge concept:** friction-free, smooth and parallel wedge movement eliminates flange damage and spreading arm failure
- **Unique interlocking wedge design** - no first step bending and risk of slipping out of joint
- **Requires very small access gap of only 6 mm**
- **Stepped spreader arm design** - each step can spread under full load
- **Few moving parts** mean durability and low maintenance
- **Safety block SB-1 and ratchet spanner SW-22 included with FSM-8**
- **Safety block SB-1 and RC-102 cylinder included with FSH-14.**



Maximum Spreading Force	Model Number	Tip Clearance	Maximum Spread ¹⁾	Spreader Type	Oil Capacity	
ton (kN)		(mm)	(mm)		(cm ³)	(kg)
8 (72)	FSM-8	6	80	Mechanical	–	6,5
14 (125)	FSH-14 *	6	80	Hydraulic	78	7,1

¹⁾ Using stepped blocks FSB-1

* Available as pump-tool set, see note on this page.

FSH, FSM, STF Series

Tip Clearance / Maximum Spread:

6 mm / 80 mm

Maximum Spread Force:

8 - 14 ton

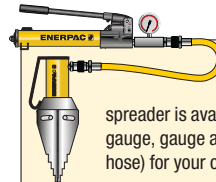
Maximum Operating Pressure:

700 bar (FSH-14)



Stepped Blocks FSB-1

Use stepped blocks to increase wedge opening up to 80 mm. Fits both FSM-8 and FSH-14.



Tool-Pump Set

The hydraulic flange spreader is available as set (pump, tool, gauge, gauge adaptor, couplers and hose) for your ordering convenience.

Spreader Model Nr.	Handpump Model Nr.	Set Model Number
FSH-14	P-392	STF-14H



Cylinder-Pump Sets

Hydraulic cylinders can also be used to assist in pipe line positioning and aligning.

▼ Flange maintenance and joint separation with FSH-14 Hydraulic Wedge Spreader.

