
















**ROEMHELD**  
HILMA ■ STARK

Issue 1-91 E

# J 7.400

## Pneumatic Accessories

<p><b>Plastic hose</b> for following fittings</p> <p>black</p> <p><b>Part-no.</b> 3890-131</p>	<p><b>Silencer</b></p>  <p>Size</p> <p>1/8 <b>Part-no.</b> 3887-015</p> <p>1/4 <b>3887-016</b></p>
<p><b>Insertion nipple fitting</b></p>  <p>Size</p> <p>M 5 <b>Part-no.</b> 3890-091</p> <p>1/8 <b>3890-092</b></p> <p>1/4 <b>3890-093</b></p>	<p><b>Socket end</b></p>  <p>Size</p> <p>1/4 <b>Part-no.</b> 3890-077</p>
<p><b>L-insertion nipple fitting</b> swivelling</p>  <p>Size</p> <p>M 5 <b>Part-no.</b> 3890-094</p> <p>1/8 <b>3890-095</b></p> <p>1/4 <b>3890-096</b></p>	<p><b>Connecting block</b></p>  <p>Size</p> <p>1/4 <b>Part-no.</b> 3890-087</p>
<p><b>Insertion nipple distributor</b></p>  <p><b>Part-no.</b> 3890-097</p>	<p><b>Check valve</b></p>  <p>Size</p> <p>1/8 <b>Part-no.</b> 3812-017</p> <p>1/4 <b>3812-009</b></p>
<p><b>Hose connection L-piece 90°</b></p>  <p><b>Part-no.</b> 3890-098</p>	<p><b>Hand-operated valve</b></p>  <p>Size</p> <p>1/4 <b>Part-no.</b> 3812-011</p>
<p><b>Service unit</b></p>  <p>Size</p> <p>1/4 <b>Part-no.</b> 9511-005</p>	<p><b>Solenoid valve</b></p>  <p>Size</p> <p>1/8 <b>Part-no.</b> 3812-016</p> <p>1/8 24V DC</p> <p>1/8 220V AC <b>3812-018</b></p>
<p><b>Replacem. magnetic coil</b></p>  <p>Voltage</p> <p>24V DC <b>Part-no.</b> 3890-099</p> <p>220V AC <b>3890-130</b></p>	<p><b>Adjustable flow control valves</b></p>  <p>Size</p> <p>M 5 <b>Part-no.</b> 3812-012</p> <p>1/8 <b>3812-013</b></p> <p>1/4 <b>3812-014</b></p>