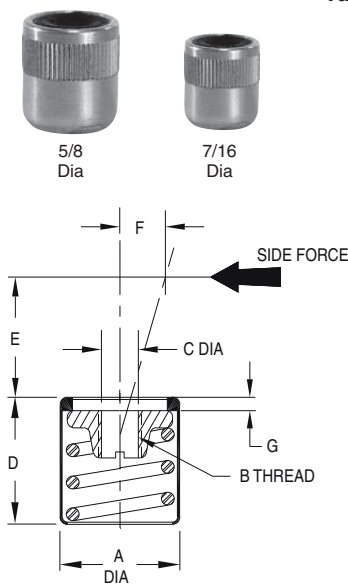


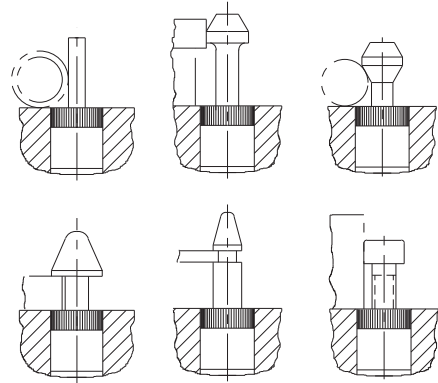
## SPRING LOCATING PINS

RECEPTACLE: MILD STEEL, BLACK OXIDE FINISH  
SPRING: MUSIC WIRE. HOUSING: ALUMINUM

### Tapped Receptacle for Custom Pin Coil Spring



This version has a tapped receptacle for installing custom contact pins. Available in two sizes, each in light, medium, or heavy force. Dimension E is a theoretical contact height which allows F maximum travel and provides the side force listed in the table. Taller pins will have more travel and less force, while shorter pins will have less travel and more force. To achieve maximum travel, the bottom diameter of the custom pin should be approximately equal to the C dimension.

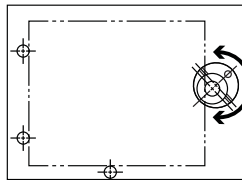


### TAPPED RECEPTACLE FOR CUSTOM PIN, COIL SPRING

PART NO.	A DIA	B	APPROX SIDE FORCE (LBS)	C	D	E	F	G
CL-7-SLPR-1			4.5					
CL-7-SLPR-2	7/16	#8-32	11	.164	.434	.16	.063	.04
CL-7-SLPR-3			22					
CL-10-SLPR-1			22					
CL-10-SLPR-2	5/8	1/4-20	45	.250	.705	.45	.126	.06
CL-10-SLPR-3			67					



**Eccentric Liners**



Eccentric Liners provide additional adjustment for workpieces with looser tolerances. Steel.

### ECCESTRIC LINERS

PART NO.	FITS THESE PINS	A DIA.		B DIA.		C	D
		NOMINAL	ACTUAL	NOMINAL	ACTUAL		
CL-4-SLPE	CL-4-SLP-x CL-4-SLPS-x CL-4-SLPP-x	1/4	.2500 .2507	1/2	.5000 .4983	.390	.079
CL-7-SLPE	CL-7-SLP-x CL-7-SLPP-x CL-7A-SLP-x CL-7A-SLPS-x CL-7A-SLPP-x	7/16	.4375 .4386	11/16	.6875 .6858	.469	.079
CL-8-SLPE	CL-8-SLP-x CL-8-SLPS-x CL-8-SLPP-x	1/2	.5000 .5011	3/4	.7500 .7480	.547	.079
CL-10-SLPE	CL-10-SLP-x CL-10-SLPS-x CL-10-SLPP-x	5/8	.6250 .6261	1	1.0000 .9980	.705	.118

