



**ROEMHELD**  
HILMA ■ STARK

Issue 8-14 E

## M 8.302

### Quick-Change Mounting Plate with zero point clamping system SPEEDY easy click for modulog interfaces



#### Advantages

- modulog interface
- Workpiece change in seconds by SPEEDY easy click
- Engages immediately without any energy supply!
- Immediate build up of the clamping force 5 kN
- Max. retention force 10 kN
- Pneumatics for unclamping available everywhere
- Radial positioning by locating bolts
- Snapper as a safety against falling out in the changing position

#### Application

The quick-change mounting plate can be mounted onto all modulog modules and devices with interface 140 x 140 mm. The built-in STARK zero point clamping system SPEEDY easy click allows a very fast workpiece change.

A prerequisite is that the workpieces are mounted on base plates which are equipped with a draw-in nipple for the SPEEDY easy click.

This system is particularly suitable,

- when workpieces must be frequently changed very quickly at the assembly station.
- when different workpieces or parts families are to be routed through one assembly station.
- when workpieces are to be routed through several assembly stations.
- when the workpiece with the required base plate is still manually tradable.

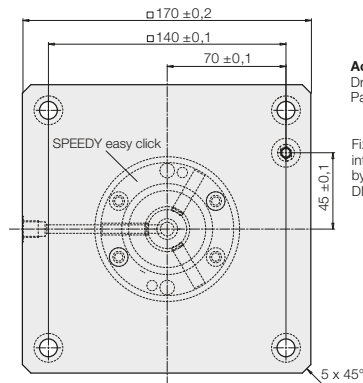
#### Description

The quick-change mounting plate is designed as adaptor plate with connecting dimensions of the modulog interface 140 x 140.

A STARK zero point clamping system SPEEDY easy click is installed in the centre.

This is a fast-closing clamp plate that engages immediately and clamps without energy supply. For unclamping a pneumatic connection is required.

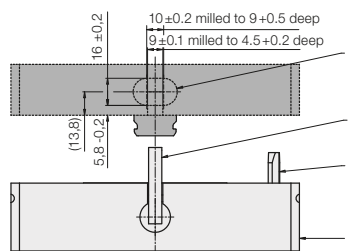
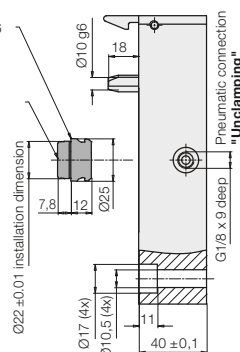
The required draw-in nipple is mounted on the base plate for the workpiece to be clamped. The radial positioning is made by a location bolt. A suitable drill bush is embedded in the base plate. In addition, there is a snapper installed to secure the workpiece against falling out after the pneumatic unclamping of the zero point clamping element.



#### Accessory:

Draw-in nipple  
Part no. 6200-776

Fixation at M12  
internal thread or  
by screw M10  
DIN 7991



**Exemplary base plate with**  
Contour for snap lock  
as per DIN 6310  
Base plate (workpiece holder, provided by the customer)  
Snap lock DIN 6310  
Snapper with spring is used as  
fall protection  
Radial positioning  
Location bolt and support bolt DIN 6321,  
90° adjusted to draw-in nipple  
Quick-changing mounting plate  
with SPEEDY easy click

#### modulog

#### Quick-change mounting plate for SPEEDY easy click



Part no. 890301P

#### Combinable with the modules

- Lifting module Shop Floor  
as per data sheet M 4.301



- Rotating module with  
flow power  
as per data sheet M 1.202



#### modulog interface

- 140 x 140 - M10

#### Technical data

Clamping force (traction) approx.	[kN]	5
Retention force maxi.	[kN]	10
Force to engage approx.	[N]	80
Pneumatic unclamping pressure	[bar]	3 – 8
Clamping time approx.	[s]	0.1
Unclamping time approx.	[s]	0.1
Admissible workpiece weight	[kg]	100
Admissible side load	[kN]	2.5
Admissible radial torque	[Nm]	200
Repeatability	[mm]	0.01
Weight, approx.	[kg]	8.2

#### Accessories

Draw-in nipple (1 piece) **6200-776**

#### Workpiece change



#### Workpiece engaged

