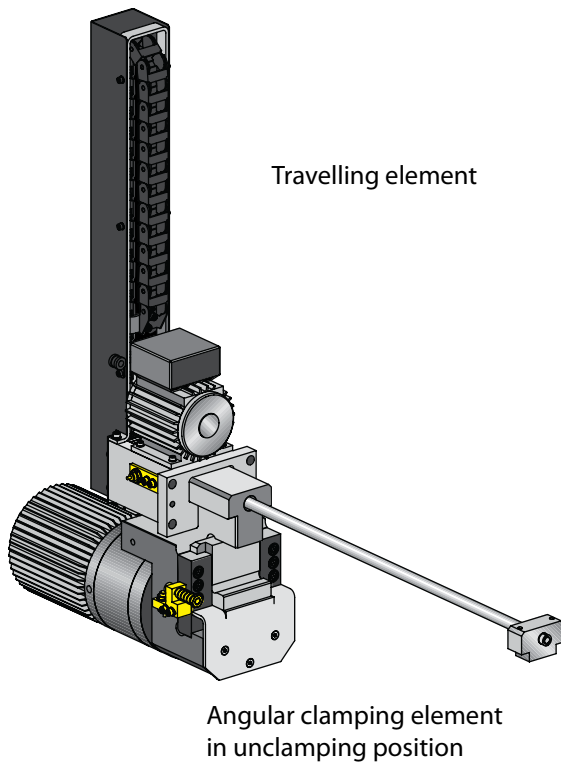


Angular clamp, electromechanical with lead screw



ROEMHELD
HILMA ■ STARK



Applications:

Automatic clamping of dies

- on press rams
- on hold-down devices
- at max. ambient temperatures of 70°C

Function:

The angular clamping element driven by an electric motor is automatically moved to the clamping edge of the die by an electrically driven lead screw. The clamping element is guided in the T-slot of the press.

Power transmission from the clamping element to the clamping edge of the die is ensured by the rotation of the motor, by a flexspine gear and a wedge system.

Advance movement:



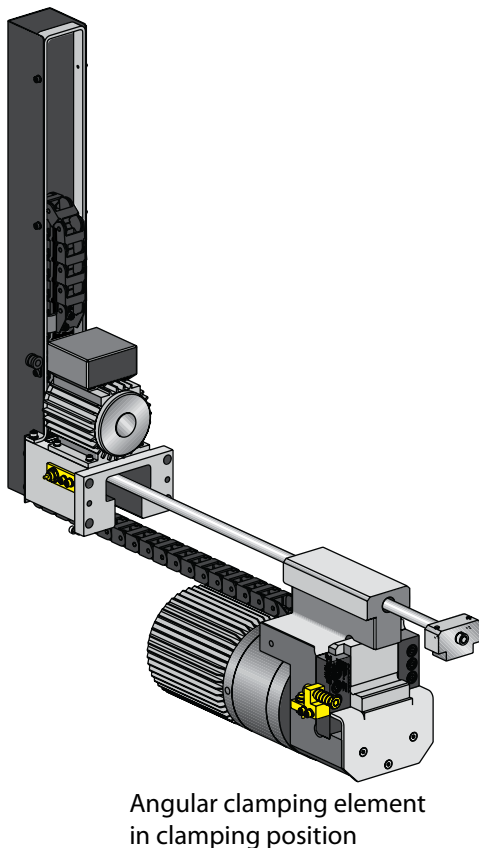
Driven by an electric motor, the angular clamping element is moved to the clamping point.

Clamping movement:



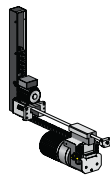
The clamping force is transmitted to the clamping point in the axial direction of the angular lever

The clamping force and the clamping and unclamping positions are monitored by inductive proximity switches. The clamping force is maintained by mechanical self-locking, even in the event of power failure.



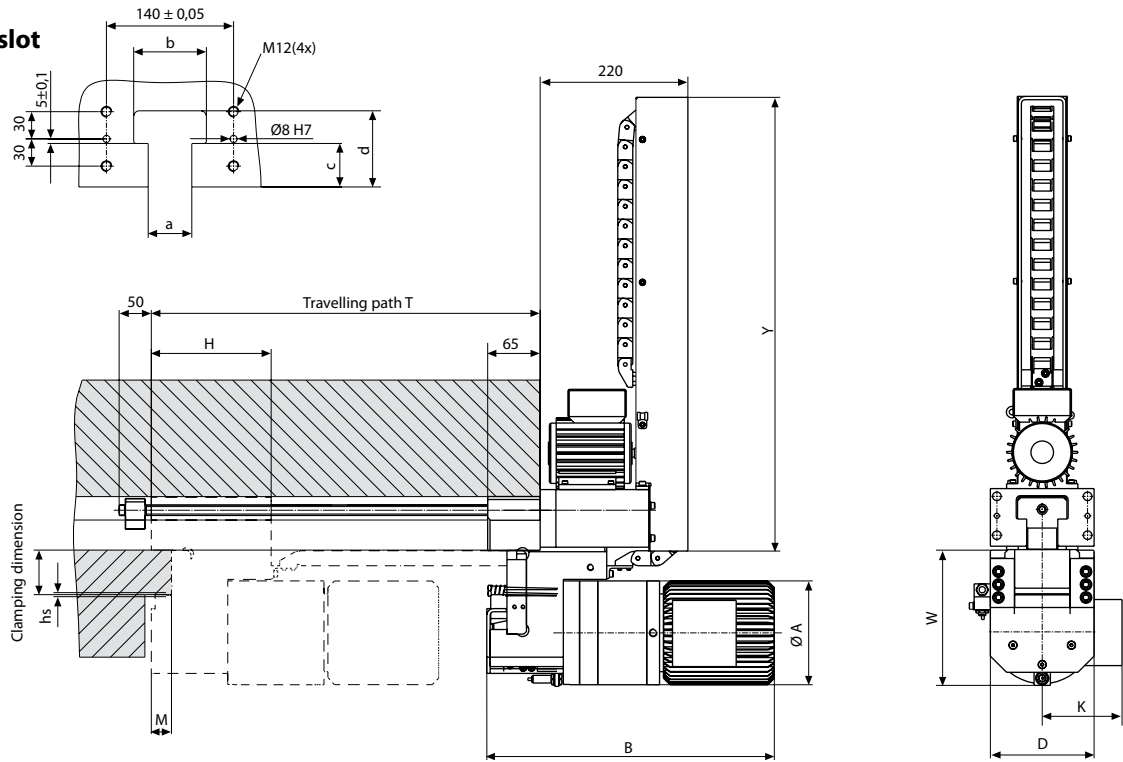
Special features:

- ◆ clamping stroke 6 mm, which means high adaptability to varying heights of clamping edges
- ◆ clamping in any position of the travelling path
- ◆ position monitoring and an automatic cycle ensure high operational reliability
- ◆ central operation of all clamping elements
- ◆ mechanical self-locking provides additional safety
- ◆ resistant to high mechanical loads
- ◆ shock-resistant up to a max. ram acceleration of 12 g
- ◆ suitable for retrofit and for installation in original equipment



Angular clamp, electromechanical with lead screw

Geometry of the T-slot



Technical data

Type	8.2615.0101	8.2616.0101
Clamping force (kN)	120	160
Max. static force (kN)	300	300
Travelling speed (mm/s)	64,0	64,0
Clamping speed (mm/s)	1,0	1,0
Connected motor voltage (V/Hz)	400/50	400/50
a (mm)	48	48
b (mm)	80	80
c (mm)	48	48
d (mm)	84	84
A (mm)	160	160
B (mm)	409	409
D (mm)	160	160
H (mm)	185	185
Total stroke hs (mm)	6	6
Clamping stroke (mm)	2	2
K (mm)	123	123
M (mm)	31	31
T (mm)	1000	1000
W (mm)	208	208
Y (mm)	870	870

Other T-slots, clamping dimensions, clamping forces and motor voltages are available on request

Clamping dimension to be quoted in the order

Terminal connections

