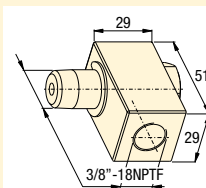


Hydraulic Oil, Manifolds and Fittings




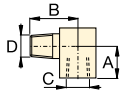

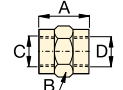

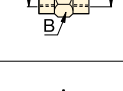

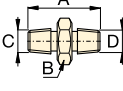

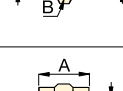

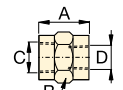

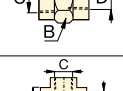

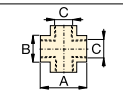

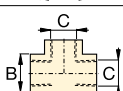

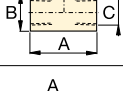

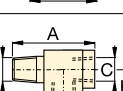

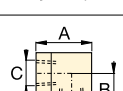

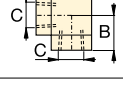

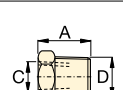

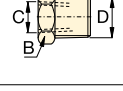

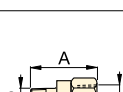

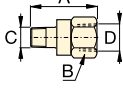

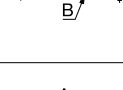

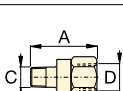

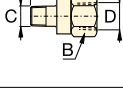

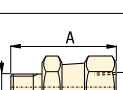
3/8" Swivel Connector

360 degree swivel coupler for optimal orientation of the hydraulic connection on cylinders, pumps and hoses.
Order Model Number. **XSC1**



**A, AM
BFZ
FZ
HF
Series**



700 bar Fittings		Model Number	Dimensions (mm)		Series			
			A	B	C	D		
Street Elbow			FZ1616	23	33	3/8"-18 NPTF	3/8"-18 NPTF	
From:	3/8"-NPTF Male							
To:	3/8"-NPTF Female							
Reducing Connector			FZ1615	28	25	3/8"-18 NPTF	1/4"-18 NPTF	
From:	3/8"-NPTF Female							
To:	1/4"-NPTF Female							
From:	1/2"-NPTF Female		FZ1625	47	29	1/2"-14 NPTF	3/8"-18 NPTF	
To:	3/8"-NPTF Female							
Hexagon Nipple			FZ1608	38	16	1/4"-18 NPTF	1/4"-18 NPTF	
From:	To:							
1/4"-NPTF	1/4"-NPTF							
3/8"-NPTF	3/8"-NPTF							
3/8"-NPTF	3/8"-NPTF		FZ1619	51	19	3/8"-18 NPTF	3/8"-18 NPTF	
3/8"-NPTF	3/8"-NPTF		FZ1617	37	19	3/8"-18 NPTF	3/8"-18 NPTF	
Coupling			FZ1614	29	23	3/8"-18 NPTF	3/8"-18 NPTF	
From:	To:							
3/8"-NPTF	3/8"-NPTF							
1/4"-NPTF	1/4"-NPTF		FZ1605	29	19	1/4"-18 NPTF	1/4"-18 NPTF	
1/4"-NPTF	1/4"-NPTF							
Cross			FZ1613	45	25	3/8"-18 NPTF	-	
From:	To:							
3/8"-NPTF Female	3/8"-NPTF Female							
Tee			FZ1612	45	25	3/8"-18 NPTF	-	
From:	To:							
3/8"-NPTF	3/8"-NPTF							
1/4"-NPTF	1/4"-NPTF		FZ1637	45	24	1/4"-18 NPTF	-	
1/4"-NPTF	1/4"-NPTF							
Street Tee			BFZ16312	56	26	3/8"-18 NPTF	3/8"-18 NPTF	
From:	To:							
3/8"-NPTF Female	3/8"-NPTF Male							
Elbow			FZ1610	33	20	3/8"-18 NPTF	-	
From:	To:							
3/8"-NPTF	3/8"-NPTF							
1/4"-NPTF	1/4"-NPTF		FZ1638	36	24	1/4"-18 NPTF	-	
1/4"-NPTF	1/4"-NPTF							
Reducer			FZ1630	19	19	1/4"-18 NPTF	3/8"-18 NPTF	
From:	To:							
3/8"-NPTF	1/4"-NPTF							
1/4"-NPTF	1/2"-NPTF		BFZ1630	28	22	1/4"-18 NPTF	1/2"-14 NPTF	
3/8"-NPTF	G1/4"		BFZ16301	19	19	G1/4"	3/8"-18 NPTF	
Adaptor			BFZ-16411	35	19	1/4"-18 NPTF	G1/4"	
From:	To:							
G1/4"	1/4"-NPTF							
G1/4"	1/8"-NPTF							
G3/8"	1/4"-NPTF		BFZ-16421	31	19	1/8"-27 NPTF	G1/4"	
G3/8"	1/4"-NPTF		BFZ-16323	43	24	1/4"-18 NPTF	G3/8"	
G3/8"	3/8"-NPTF		BFZ-16324	43	24	3/8"-18 NPTF	G3/8"	
G3/8"	3/8"-NPTF							
Adaptor			FZ1055	44	23	1/4"-18 NPTF	3/8"-18 NPTF	
From:	To:							
1/4"-NPTF	3/8"-NPTF							
1/4"-NPTF	1/8"-NPTF		FZ1642	30	19	1/8"-27 NPTF	1/4"-18 NPTF	
1/2"-NPTF	3/8"-NPTF		FZ1634	42	28	3/8"-18 NPTF	1/2"-18 NPTF	
Swivel Fitting			FZ1660	40	22	3/8"-18 NPTF	3/8"-18 NPSM	
From:	To:							
3/8"-NPTF Male	3/8"-NPSM Female							