



## U-bolt clamps sim. to DIN 3570 HRRBS

Size	Pipe outside Ø D [mm]
1	17.1 21.3
2	25 26.9
3	30 33.7
4	38 42.4
5	44.5 48.3
6	57 60.3
7	76.1
8	88.9
9	108 114.3
10	133 139.7
11	159 168.3
12	(191) 193.7
13	216 219.1
14	267 273
15	318 323.9
16	355.6 368
17	406.4 419
18	508 521
19	558
20	609
21	660
22	711
23	762

**Note:** sizes given in parentheses should be avoided where possible.

### Model code

(also order example)

HRRBS 10 L 139,7 PP ST ZN

#### Range

HRRBS = HY-ROS U-bolt clamp

#### Size

1 = size 1  
2 = size 2 up to size 23

#### Model for complete clamps

A = clamp with four hex nuts  
K = clamp with four hex nuts and pipe support, short  
L = clamp with four hex nuts and pipe support, long

#### Pipe diameter D\*

#### Material of pipe support\*

PP = polypropylene  
PA = polyamide  
PAFF = polyamide flame-retardant to EN 45545-2 R22, R23, HL3

#### Material of steel parts

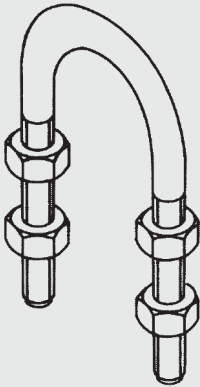
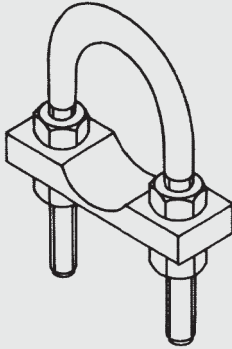
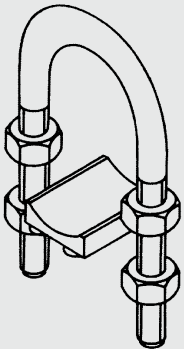
ST = steel  
A2 = stainless steel (on request)  
A4 = stainless steel (on request)  
Others on request

#### Plating of steel parts

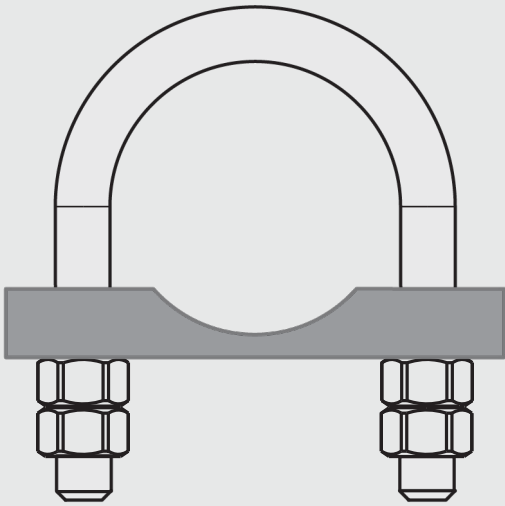
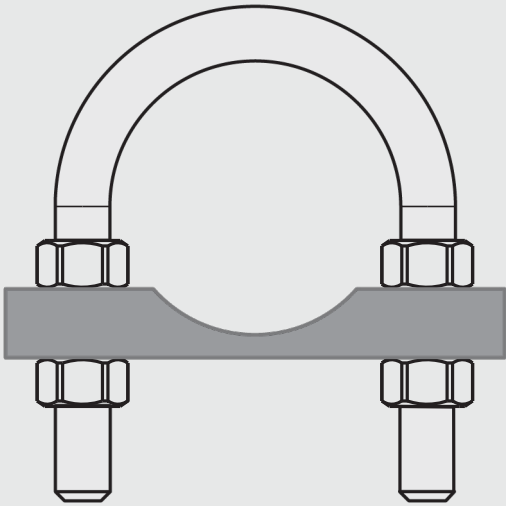
ZN = zinc-plated  
Others on request

\* Not applicable for version A

Models

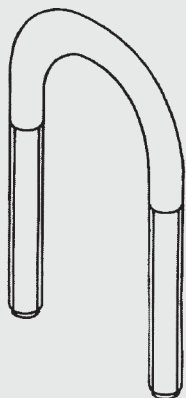
<b>Model A</b> Clamp with four hex. nuts	<b>Model L</b> Clamp with four hex. nuts and short pipe support	<b>Model K</b> Clamp with four hex. nuts and long pipe support
		

Hex nut positioning

<b>Size 1 - 5</b>	<b>Size 6 - 23</b>
	
In sizes 1 to 5, both hex nuts are secured underneath the pipe support on both sides of the bolt clamp.	In sizes 6 and above, one hex nut is secured above and one hex nut is secured below the pipe support on both sides of the bolt clamp.

## Individual parts

**U-bolt  
(BUE)**  
Size 1–23



### Model code (also order example)

HRRBS 10 BUE ST ZN

#### Range

HRRBS = HY-ROS U-bolt clamp

#### Size

1 = size 1  
2 = size 2 up to  
size 23

#### Designation

BUE = U-bolt

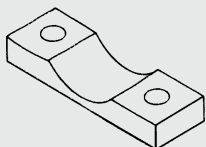
#### Material of steel parts

ST = steel  
A2 = stainless steel (on request)  
A4 = stainless steel (on request)  
Others on request

#### Plating of steel parts

ZN = zinc-plated  
Others on request

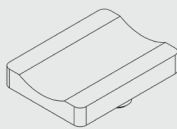
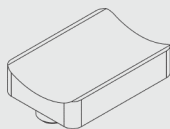
**Pipe support long  
(RUL)**  
Size 1–23



**Pipe support, short  
(RUK)**

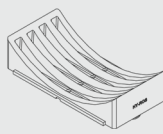
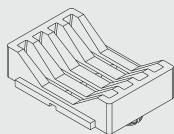
Size 1 - 4

Size 5 - 8



Size 9 - 12

Size 13 - 23



### Model code (also order example)

HRRBS 10 RUL 139,7 PP

**Range** HRRBS = HY-ROS U-bolt  
clamp

#### Size

1 = size 1  
2 = size 2 up to  
size 23

#### Designation

RUL = pipe support, long  
RUK = pipe support, short

#### Pipe diameter D

(in acc. with dimensions)

#### Materials of pipe support

PP = polypropylene PA = polyamide  
(on request)  
PAFF = polyamide flame-retardant to EN 45545-2 R22, R23, HL3 (on request)  
Others on request

## NOTE

The information in this brochure relates to the operating conditions and applications described. For applications and operating conditions not described, please contact the relevant technical department.

The operator is always responsible for determining the product suitability for the specific application. Quantified values for product characteristics are average values for a new product that undergo a time deterioration process.

Subject to technical modifications and errors.