

▼ 2 and 3-Jaw Mechanical Lock-Grip Pullers

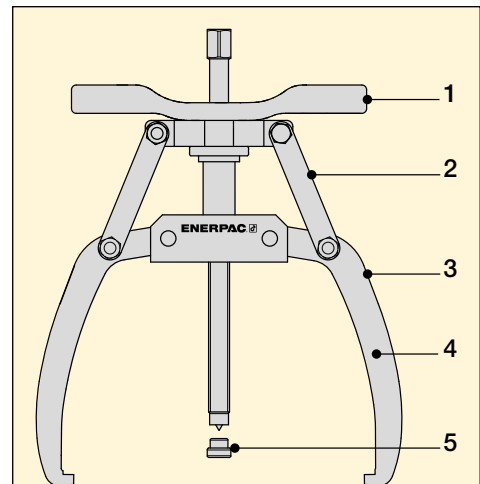


- Quickly and easily mount on a wide range of applications
- Lock-on jaws offer a secure grip for safe and easy operation
- Synchronous jaw movement enables entire pulling job to be performed by a single operator
- Available in 2 and 3-jaw configurations.

▼ Lock-Grip Pullers – the simple, safe and cost-effective way to remove shaft-mounted parts.



**The simple, safe and cost-effective way to remove shaft-mounted parts**



1. Convenient adjustment handle simplifies positioning of jaws on application and increases speed of operation.
2. Locking mechanism helps prevent puller jaws from slipping off application during pulling process.
3. Greater spreading width on top portion of jaws enables use on thicker objects.
4. Synchronous jaw movement increases ease of use, allowing one operator to mount the tool and perform the pulling application.
5. Point protector helps prevent damage to spindle when pulling against a flat surface.

# LGM-Series, Mechanical Lock-Grip Pullers



## LGM-Series, Lock-Grip Pullers

LGM-Series pullers are an ideal solution for pulling small to medium-size wheels, sprockets, bearings and other similar shaft-mounted parts. The puller's self-centering closing system allows all jaws to move simultaneously, making it easy for a single operator to mount the puller and to perform the application.

Turning the puller handle locks the jaws onto the application, allowing the desired object to be pulled free when the spindle is turned.

## LGM Series



Puller Capacity:

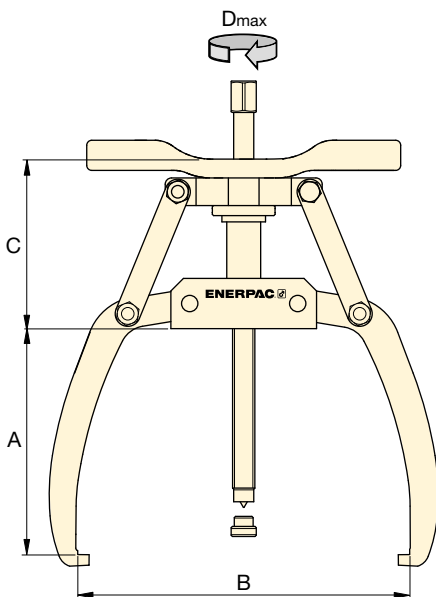
**3 - 40 ton**

Maximum Reach:

**102 - 335 mm**

Maximum Spread:

**132 - 635 mm**



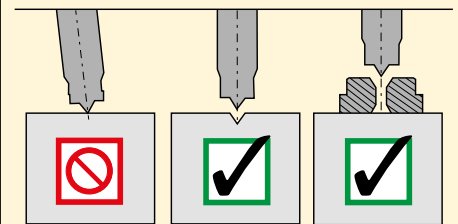
### IMPORTANT!

Always wear safety goggles and gloves while using pullers.



### Point Protector

LGM-Series Pullers **MUST** be used with a point protector if the shaft end does not contain a drilled center hole. One point protector is included with every puller.



## ▼ SELECTION CHART

Mechanical Puller Model Number	Dimensions (mm)				Number of Jaws	Puller Capacity US ton (kN)	Maximum Torque Dmax (Nm)	Weight (kg)	Replacement Point Protector Part Number
	Maximum Reach A	Minimum Spread Diameter B	Maximum Spread Diameter B	C					
LGM203	102	28	132	60	2	3 (27)	41	1,7	SGM0404
LGM305	102	28	132	60	3	5 (45)	68	2,1	
LGM204	142	30	186	90	2	4 (36)	68	2,5	
LGM306	142	30	186	90	3	6 (49)	100	3,1	
LGM207	177	35	260	134	2	7 (62)	117	4,9	SGM0704
LGM308	177	35	260	134	3	8 (71)	134	6,9	
LGM211	215	84	300	126	2	11 (98)	203	6,7	
LGM318	215	110	390	140	3	18 (160)	332	9,9	
LGM324	265	90	460	140	3	24 (214)	443	13,9	LGH14K6
LGM340	335	100	635	210	3	40 (356)	996	36,0	LGH24K6